



PUBLIC HEARING

**PROPOSED ELECTRIC, WATER, STEAM, AND CHILLED WATER RATE CHANGES
BOARD OF WATER & LIGHT OF THE CITY OF LANSING, MICHIGAN**

**September 20, 2022
5:30 P.M.**

**1201 S. Washington Ave., Lansing, MI 48910
REO Town Depot - Board of Water & Light Headquarters**

BWL full meeting packets and public notices/agendas are located on the official web site at <https://www.lbwl.com/about-bwl/governance>.

AGENDA

Call to Order

Roll Call

1. Proposed Electric, Water, Steam, and Chilled Water Rate Changes..... **TAB 1**

Public Comments on Agenda Items

Adjourn

**PROPOSED ELECTRIC, WATER, STEAM, AND CHILLED WATER
RATE CHANGES
LANSING BOARD OF WATER AND LIGHT
1201 S. WASHINGTON AVE.
LANSING, MICHIGAN 48910**

Letter to City Clerk dated August 5, 2022

Attachment A is the public hearing notice to be published in a newspaper of general circulation.

Attachment B is a copy of the proposed rate schedules. The effective dates of the proposed rate schedules for Electric, Water, Steam, and Chilled Water are November 1, 2022 and November 1, 2023.

Attachment C presents the effect of the proposed changes to the Electric, Water, Steam and Chilled Water rate schedules on various monthly billings to customers.



August 5, 2022

Mr. Chris Swope, City Clerk
City of Lansing
124 W. Michigan Avenue, 9th Floor
Lansing, MI 48933

Dear Mr. Swope:

This letter and attachments are being filed with the City Clerk as required in Article 5, Chapter 2, Section 5-205.2 of the Lansing City Charter regarding changes in rate structures and other charges.

The Board of Water and Light's most recent rate changes were effective February 1, 2020.

Proposed Changes

The proposed changes would increase the revenue available to operate and maintain the Electric, Water, Steam and Chilled Water systems.

Accordingly, the Board of Commissioners has under consideration the attached proposed schedules. If adopted, the Electric, Water, Steam and Chilled Water fiscal year customer billings would increase as follows:

Effective Date of Rate Change	FY 2023 Billings	FY 2024 Billings
	November 1, 2022	November 1, 2023
Electric	\$ 3,743,841	\$ 5,905,872
Water	\$ 2,788,636	\$ 4,659,523
Steam	\$ 878,723	\$ 1,102,559
Chilled Water	\$ 142,507	\$ 233,390

Other Changes

The Board of Water and Light is proposing changes to all rate schedules, as referenced in Attachment B. Additionally, the Board of Water and Light is proposing the addition of new rates and riders, including Rate RESTOU - Optional Residential Time of Use, which are also included in Attachment B.

Public Hearing

A public hearing, scheduled for Tuesday, September 20, 2022, at 5:30 p.m. in the Board of Water and Light REO Town Depot at 1201 S. Washington Avenue, will provide an opportunity for public input on these changes.





Customer Impact

The impact on any individual customer will vary depending upon the type of service received and customer consumption of electricity, water, steam and chilled water. The effect on various customer usage levels is shown in Attachment C.

Very truly yours,

LaVella J. Todd
Corporate Secretary



Attachment A
Notice of Public Hearing

**NOTICE OF PUBLIC HEARING ON PROPOSED
ELECTRIC, WATER, STEAM, AND CHILLED WATER RATE SCHEDULES
BOARD OF WATER AND LIGHT
OF THE CITY OF LANSING, MICHIGAN**

A Public Hearing will be held on Tuesday, September 20, 2022 at 5:30 p.m. in the Board of Water and Light REO Town Depot at 1201 S. Washington Avenue, Lansing Michigan. Members of the public are invited to attend.

PURPOSE OF THE HEARING: The Board of Water and Light will solicit comments from the public on PROPOSED ELECTRIC, WATER, STEAM, AND CHILLED WATER RATE SCHEDULES. THE PROPOSALS being considered by the Commissioners would INCREASE RATES FOR ELECTRIC, WATER, STEAM and CHILLED WATER.

REASON FOR CHANGE: The proposed rate adjustments will provide additional revenue to operate and maintain the electric, water, steam and chilled water systems. The proposed rate adjustments will partially offset increased costs of operating and maintaining the electric, water, steam and chilled water systems.

IF YOU WANT TO BE HEARD: Comments, oral or written, may be submitted at the public hearing. Mailed comments will be received until 5:00 p.m. on September 19, 2022, addressed to the Board of Water and Light, P. O. Box 13007, Lansing, Michigan 48910, Attention: Corporate Secretary. Comments **MUST BE LIMITED TO THE PROPOSED RATE SCHEDULES.** The hearing officer may impose time restrictions on oral comments, depending on the number of persons wishing to be heard.

FURTHER INFORMATION: Copies of proposed rate schedules may be picked up at the information desk on the first floor of the Board of Water and Light Headquarters, at 1201 S. Washington Avenue or at the Board of Water and Light Customer Service Center, at 1232 Haco Drive between 8:00 a.m. and 5:00 p.m., Monday through Friday. This material will also be available at the public hearing.

**PUBLISHED BY ORDER OF THE BOARD OF WATER AND LIGHT
COMMISSIONERS**

LaVella J. Todd
Corporate Secretary

Attachment B
Proposed Fiscal Year 2022-2023 Rate Schedules



**STANDARD RESIDENTIAL ELECTRIC SERVICE
RATE CODE: RES1**

Availability - This rate is available to any Lansing Board of Water & Light (“BWL”) customer of a single-family dwelling or multifamily dwelling of four units or less when the entire electric service requirements are supplied at one Premises through one meter. Service to appurtenant buildings may be taken through the same meter.

Service under this rate is not available when a portion of the dwelling or an appurtenant building is used for commercial, industrial, or resale purposes unless the wiring is so arranged that service for residential and non-residential purposes are metered separately on separate Accounts.

Nature of Service - The service is alternating current, 60 hertz, single phase, 120/240 nominal volts.

Monthly Rate - Shall be computed in accordance with the following charges:

	<u>11/1/2022</u>
Basic Service Charge	\$19.75 Per month
Commodity Charge	
Summer Months of June through September	\$0.1295 Per kWh for the first 500 kWh \$0.1350 Per kWh for all kWh over 500 kWh
Winter Months of October through May	\$0.1295 Per kWh for the first 500 kWh \$0.1330 Per kWh for all kWh over 500 kWh

Minimum Bill - The Minimum Bill is the Basic Service Charge included in the Monthly Rate.

Surcharges and Riders - Service under this rate is subject to surcharges and riders as defined on a separate surcharge or rider schedule.

Fee and Tax Adjustment - Any taxes, assessments, franchise fees, or any other charges or fees levied by a governmental entity or political subdivision upon BWL property, operations, or the production, distribution or sale of electric power, will be in addition to the rates set forth herein.

Rules and Regulations - Service under this rate is subject to the BWL Rules and Regulations for Electric Service hereby incorporated by reference.

Application Charge - A \$10.00 charge shall be added to the first regular bill for turning on service at a Premises irrespective of prior service with the BWL.



**OFF-PEAK SAVERS RESIDENTIAL ELECTRIC SERVICE
RATE CODE: RESTOU**

Availability - This rate is available to any Lansing Board of Water & Light (“BWL”) customer of a single-family dwelling or multifamily dwelling of four units or less when the entire electric service requirements are supplied at one Premises through one meter. Service to appurtenant buildings may be taken through the same meter.

Customer eligibility to participate will be at the BWL’s discretion and will be on a first come, first served basis. Participating customers may request to be enrolled beginning with the November 2022 Billing Month and once enrolled by the BWL will continue to be enrolled for at least twelve (12) months.

Service under this rate is not available when a portion of the dwelling or an appurtenant building is used for commercial, industrial, or resale purposes unless the wiring is so arranged that service for residential and non-residential purposes are metered separately on separate Accounts.

Nature of Service - The service is alternating current, 60 hertz, single phase, 120/240 nominal volts.

Monthly Rate - Shall be computed in accordance with the following charges:

	<u>11/1/2022</u>	
Basic Service Charge	\$22.00	Per month
Commodity Charge		
Off-Peak Summer	\$0.0899	Per kWh for all Off-Peak kWh between June 1 and September 30
On-Peak Summer	\$0.2712	Per kWh for all On-Peak kWh between June 1 and September 30
Off-Peak Winter	\$0.0921	Per kWh for all Off-Peak kWh between October 1 and May 31
On-Peak Winter	\$0.1532	Per kWh for all On-Peak kWh between October 1 and May 31

Minimum Bill - The Minimum Bill is the Basic Service Charge included in the Monthly Rate.

Schedule of On-Peak and Off-Peak Hours - The following schedule shall apply Monday through Friday, including weekday U.S. Holidays when applicable. Saturday and Sunday are Off-Peak. Designated NERC/MISO weekday holidays, as shown in the Rules and Regulations, will be considered Off-Peak.

- A) On-Peak Hours: 1:00PM to 8:00PM
- B) Off-Peak Hours: 8:00PM to 1:00PM

Surcharges and Riders - Service under this rate is subject to surcharges and riders as defined on a separate surcharge or rider schedule.

Fee and Tax Adjustment - Any taxes, assessments, franchise fees, or any other charges or fees levied by a governmental entity or political subdivision upon BWL property, operations, or the production, distribution or sale of electric power, will be in addition to the rates set forth herein.

Rules and Regulations - Service under this rate is subject to the BWL Rules and Regulations for Electric Service hereby incorporated by reference.

Application Charge - A \$10.00 charge shall be added to the first regular bill for turning on service at a Premises irrespective of prior service with the BWL.



**SEPARATELY METERED PLUG-IN ELECTRIC VEHICLE CHARGING RESIDENTIAL ELECTRIC SERVICE
RATE CODE: RES22**

Availability - This rate is a voluntary rate available to any Lansing Board of Water & Light (“BWL”) customer at any Premises that qualifies for Electric Rate RES1 where separately metered Electric Vehicle Supply Equipment (“EVSE”) capable of providing Level 2 charging for plug-in electric motor vehicles is installed.

“EVSE” means a device or apparatus, including vehicle supply cable, connector, internal relays and controls designed specifically for the purpose of delivering energy from the premises wiring to a plug-in-electric motor vehicle. This equipment must meet or exceed all applicable codes, standards, and practices.

“Level 2 Charging” means providing 208 – 240 volt single phase alternating current energy to an onboard charger of an electric motor vehicle.

Nature of Service - The service is alternating current, 60 hertz, single phase, 208 to 240 nominal volts, Level 2 Charging as defined. However, the new circuit protective device rating shall not to exceed 60 amperes.

Monthly Rate - Shall be computed in accordance with the following charges:

	<u>11/1/2022</u>	
Basic Service Charge	\$4.75	Per month
Commodity Charge		
Off-Peak Summer	\$0.0895	Per kWh for all Off-Peak kWh between June 1 and September 30
On-Peak Summer	\$0.2457	Per kWh for all On-Peak kWh between June 1 and September 30
Off-Peak Winter	\$0.0895	Per kWh for all Off-Peak kWh between October 1 and May 31
On-Peak Winter	\$0.1385	Per kWh for all On-Peak kWh between October 1 and May 31

Schedule of On-Peak and Off-Peak Hours - The following schedule shall apply Monday through Friday, including weekday U.S. Holidays when applicable. Saturday and Sunday are Off-Peak. Designated NERC/MISO weekday holidays, as shown in the Rules and Regulations, will be considered Off-Peak.

- A) On-Peak Hours: 1:00PM to 8:00PM
- B) Off-Peak Hours: 8:00PM to 1:00PM

Minimum Bill - The Minimum Bill is the Basic Service Charge included in the Monthly Rate.

Surcharges and Riders - Service under this rate is subject to surcharges and riders as defined on a separate surcharge or rider schedule.

Fee and Tax Adjustment - Any taxes, assessments, franchise fees, or any other charges or fees levied by a governmental entity or political subdivision upon BWL property, operations, or the production, distribution or sale of electric power, will be in addition to the rates set forth herein.

Rules and Regulations - Service under this rate is subject to the BWL Rules and Regulations for Electric Service hereby incorporated by reference.

Application Charge - A \$10.00 charge shall be added to the first regular bill for turning on service at a Premises irrespective of prior service with the BWL.



**SENIOR CITIZEN RESIDENTIAL ELECTRIC SERVICE
RATE CODE: RES21**

Availability - This rate is closed to new Lansing Board of Water & Light (“BWL”) customers and only available to any single-family dwelling or multifamily dwelling of four units or less when the entire electric service requirements are supplied at one Premises through one meter who elected to enroll in this rate prior to November 1, 2022. The customer must 65 years of age or older and head of the household being served. Service to appurtenant buildings may be taken through the same meter.

Service under this rate is not available when a portion of the dwelling or an appurtenant building is used for commercial, industrial, or resale purposes unless the wiring is so arranged that service for residential and non-residential purposes are metered separately on separate Accounts.

Nature of Service - The service is alternating current, 60 hertz, single phase, 120/240 nominal volts.

Monthly Rate - Shall be computed in accordance with the following charges:

	<u>11/1/2022</u>
Basic Service Charge	\$15.00 Per month
Commodity Charge	
Block 1	\$0.0849 Per kWh for the first 300 kWh
Block 2	\$0.1730 Per kWh for all kWh over 300 kWh

Minimum Bill - The Minimum Bill is the Basic Service Charge included in the Monthly Rate.

Surcharges and Riders - Service under this rate is subject to surcharges and riders as defined on a separate surcharge or rider schedule.

Fee and Tax Adjustment - Any taxes, assessments, franchise fees, or any other charges or fees levied by a governmental entity or political subdivision upon BWL property, operations, or the production, distribution or sale of electric power, will be in addition to the rates set forth herein.

Rules and Regulations - Service under this rate is subject to the BWL Rules and Regulations for Electric Service hereby incorporated by reference.

Application Charge - A \$10.00 charge shall be added to the first regular bill for turning on service at a Premises irrespective of prior service with the BWL.



**ADVANCED METER OPT-OUT RESIDENTIAL ELECTRIC SERVICE
RATE CODE: OPTO**

Availability - This rate is closed to new Lansing Board of Water & Light (“BWL”) customers and only available to any single-family dwelling or multifamily dwelling of four units or less when the entire electric service requirements are supplied at one Premises through one non-transmitting meter who elected to opt-out of advanced meters prior to July 1, 2022. Requirements for eligibility of the advanced meter opt-out program are stated in the Rules and Regulations. Service to appurtenant buildings may be taken through the same meter.

Service under this rate is not available when a portion of the dwelling or an appurtenant building is used for commercial, industrial, or resale purposes unless the wiring is so arranged that service for residential and non-residential purposes are metered separately on separate Accounts.

Nature of Service - The service is alternating current, 60 hertz, single phase, 120/240 nominal volts.

Monthly Rate - Shall be computed in accordance with the following charges:

	<u>11/1/2022</u>
Basic Service Charge	\$19.75 Per month
Commodity Charge	
Summer Months of June through September	\$0.1295 Per kWh for the first 500 kWh \$0.1350 Per kWh for all kWh over 500 kWh
Winter Months of October through May	\$0.1295 Per kWh for the first 500 kWh \$0.1330 Per kWh for all kWh over 500 kWh

Opt-Out Fees - The fees for the advanced meter opt-out program are stated in the Rules and Regulations.

Minimum Bill - The Minimum Bill is the Basic Service Charge included in the Monthly Rate.

Surcharges and Riders – Service under this rate is subject to surcharges and riders as defined on a separate surcharge or rider schedule.

Fee and Tax Adjustment - Any taxes, assessments, franchise fees, or any other charges or fees levied by a governmental entity or political subdivision upon BWL property, operations, or the production, distribution or sale of electric power, will be in addition to the rates set forth herein.

Rules and Regulations - Service under this rate is subject to the BWL Rules and Regulations for Electric Service hereby incorporated by reference.

Application Charge - A \$10.00 charge shall be added to the first regular bill for turning on service at a Premises irrespective of prior service with the BWL.



**ADVANCED METER OPT-OUT SENIOR CITIZEN RESIDENTIAL ELECTRIC SERVICE
RATE CODE: OPTOS**

Availability - This rate is closed to new Lansing Board of Water & Light (“BWL”) customers and only available to any single-family dwelling or multifamily dwelling of four units or less when the entire electric service requirements are supplied at one Premises through one non-transmitting meter who elected to enroll in this rate prior to November 1, 2022 and who elected to opt-out of advanced meters prior to July 1, 2022. Requirements for eligibility of the advanced meter opt-out program are stated in the Rules and Regulations. The customer must 65 years of age or older and head of the household being served. Service to appurtenant buildings may be taken through the same meter.

Service under this rate is not available when a portion of the dwelling or an appurtenant building is used for commercial, industrial, or resale purposes unless the wiring is so arranged that service for residential and non-residential purposes are metered separately on separate Accounts.

Nature of Service - The service is alternating current, 60 hertz, single phase, 120/240 nominal volts.

Monthly Rate - Shall be computed in accordance with the following charges:

	<u>11/1/2022</u>	
Basic Service Charge	\$15.00	Per month
Commodity Charge		
Block 1	\$0.0849	Per kWh for the first 300 kWh
Block 2	\$0.1730	Per kWh for all kWh over 300 kWh

Opt-Out Fees - The fees for the advanced meter opt-out program are stated in the Rules and Regulations.

Minimum Bill - The Minimum Bill is the Basic Service Charge included in the Monthly Rate.

Surcharges and Riders - Service under this rate is subject to surcharges and riders as defined on a separate surcharge or rider schedule.

Fee and Tax Adjustment - Any taxes, assessments, franchise fees, or any other charges or fees levied by a governmental entity or political subdivision upon BWL property, operations, or the production, distribution or sale of electric power, will be in addition to the rates set forth herein.

Rules and Regulations - Service under this rate is subject to the BWL Rules and Regulations for Electric Service hereby incorporated by reference.

Application Charge - A \$10.00 charge shall be added to the first regular bill for turning on service at a Premises irrespective of prior service with the BWL.



**STANDARD SMALL COMMERCIAL ELECTRIC SERVICE
RATE CODE: SC1**

Availability - This rate is available to any Lansing Board of Water & Light's ("BWL") customer desiring secondary voltage service for any purpose when supplied at one Premises through one meter. This rate is not available for emergency service or standby service.

Nature of Service - The service is alternating current, 60 hertz, single phase. The secondary voltage is determined by the BWL.

Monthly Rate - Shall be computed in accordance with the following charges:

	<u>11/1/2022</u>
Basic Service Charge	\$36.00 Per month
Commodity Charge	
Summer Months of June through September	\$0.1478 Per kWh for all kWh
Winter Months of October through May	\$0.1439 Per kWh for all kWh

Minimum Bill - The Minimum Bill is the Basic Service Charge included in the Monthly Rate.

Surcharges and Riders - Service under this rate is subject to surcharges and riders as defined on a separate surcharge or rider schedule.

Fee and Tax Adjustment - Any taxes, assessments, franchise fees, or any other charges or fees levied by a governmental entity or political subdivision upon BWL property, operations, or the production, distribution or sale of electric power, will be in addition to the rates set forth herein.

Rules and Regulations - Service under this rate is subject to the BWL Rules and Regulations for Electric Service hereby incorporated by reference.

Metering - Where the BWL elects to measure the service on the primary side of the transformers, the metered kWh thus measured will be reduced by 3% for billing purposes to adjust for transformer losses. Where the customer receives service through more than one meter, the consumption as registered by the different meters will not be combined for billing purposes but will be computed and billed separately.

Application Charge - A \$10.00 charge shall be added to the first regular bill for turning on service at a Premises irrespective of prior service with the BWL.



**OFF-PEAK SAVERS SMALL COMMERCIAL ELECTRIC SERVICE
RATE CODE: SCTOU**

Availability - This rate is available to any Lansing Board of Water & Light's ("BWL") customer desiring secondary voltage service for any purpose when supplied at one Premises through one meter. This rate is not available for emergency service or standby service.

Customer eligibility to participate will be at the BWL's discretion and will be on a first come, first served basis. Participating customers may request to be enrolled beginning with the November 2022 Billing Month and once enrolled by the BWL will continue to be enrolled for at least twelve (12) months.

Nature of Service - The service is alternating current, 60 hertz, single phase. The secondary voltage is determined by the BWL.

Monthly Rate - Shall be computed in accordance with the following charges:

	<u>11/1/2022</u>	
Basic Service Charge	\$36.00	Per month
Commodity Charge		
Off-Peak Summer	\$0.1220	Per kWh for all Off-Peak kWh between June 1 and September 30
On-Peak Summer	\$0.2808	Per kWh for all On-Peak kWh between June 1 and September 30
Off-Peak Winter	\$0.1242	Per kWh for all Off-Peak kWh between October 1 and May 31
On-Peak Winter	\$0.1733	Per kWh for all On-Peak kWh between October 1 and May 31

Minimum Bill - The Minimum Bill is the Basic Service Charge included in the Monthly Rate.

Schedule of On-Peak and Off-Peak Hours - The following schedule shall apply Monday through Friday, including weekday U.S. Holidays when applicable. Saturday and Sunday are Off-Peak. Designated NERC/MISO weekday holidays, as shown in the Rules and Regulations, will be considered Off-Peak.

- A) On-Peak Hours: 10:00AM to 6:00PM
- B) Off-Peak Hours: 6:00PM to 10:00AM

Surcharges and Riders - Service under this rate is subject to surcharges and riders as defined on a separate surcharge or rider schedule.

Fee and Tax Adjustment - Any taxes, assessments, franchise fees, or any other charges or fees levied by a governmental entity or political subdivision upon BWL property, operations, or the production, distribution or sale of electric power, will be in addition to the rates set forth herein.

Rules and Regulations - Service under this rate is subject to the BWL Rules and Regulations for Electric Service hereby incorporated by reference.

Metering - Where the BWL elects to measure the service on the primary side of the transformers, the metered kWh thus measured will be reduced by 3% for billing purposes to adjust for transformer losses. Where the customer receives service through more than one meter, the consumption as registered by the different meters will not be combined for billing purposes but will be computed and billed separately.

Application Charge - A \$10.00 charge shall be added to the first regular bill for turning on service at a Premises irrespective of prior service with the BWL.



**STANDARD MIDSIZE COMMERCIAL ELECTRIC SERVICE
RATE CODE: MC1**

Availability - This rate is available to any Lansing Board of Water & Light (“BWL”) customer desiring secondary voltage service for any purpose when supplied at one Premises through one metering installation. This rate is not available for emergency service or standby service. Effective November 1, 2022, customers requesting transformer capacity greater than 1,500 kVa or service sizes larger than 3,000 amps will be required to take primary voltage on a separate rate.

Nature of Service - The service is alternating current, 60 hertz, three phase. The secondary voltage is determined by the BWL.

Monthly Rate - Shall be computed in accordance with the following charges:

	<u>11/1/2022</u>
Basic Service Charge	\$120.00 Per month
Capacity Charge	\$12.01 Per kW for all kW of Maximum Demand
Commodity Charge	
Summer Months of June through September	\$0.0952 Per kWh for all kWh
Winter Months of October through May	\$0.0913 Per kWh for all kWh
Power Factor Charge	See Power Factor section below

Minimum Bill - The Minimum Bill is the Basic Service Charge included in the Monthly Rate.

Surcharges and Riders - Service under this rate is subject to surcharges and riders as defined on a separate surcharge or rider schedule.

Fee and Tax Adjustment - Any taxes, assessments, franchise fees, or any other charges or fees levied by a governmental entity or political subdivision upon BWL property, operations, or the production, distribution or sale of electric power, will be in addition to the rates set forth herein.

Rules and Regulations - Service under this rate is subject to the BWL Rules and Regulations for Electric Service hereby incorporated by reference.

Maximum Demand - The Maximum Demand shall be the kW supplied during the 15-minute period of maximum use during the billing month, but the Maximum Demand shall never be less than 50% of the highest Maximum Demand of the preceding 11 billing months.

Metering - Where the BWL elects to measure the service on the primary side of the transformer, the metered kW and kWh thus measured will be reduced by 3% for billing purposes to adjust for transformer losses. Where the customer receives service through more than one meter, the consumption as registered by the different meters will not be combined for billing purposes but will be computed and billed separately.

Power Factor Charge - This rate requires a determination of the average Power Factor maintained by the customer during the billing period. Such average Power Factor shall be determined through metering of lagging Kilo-var-hours and Kilowatt-hours during the billing period. The calculated ratio of lagging Kilo-var-hours to Kilowatt-hours shall then be converted to the average Power Factor for the billing period by using the appropriate conversion factor. If the average Power Factor during the billing period is less than 0.900, a penalty will be applied to all commodity and capacity-based charges in accordance with the following table. A Power Factor less than 0.850 is not permitted and necessary corrective equipment must be installed by the customer. After 6 consecutive months below 0.850 Power Factor, the customer may be turned off until corrective equipment is installed.

Power Factor	Power Factor Penalty Charge
Greater than or equal to 0.900	0.0%
0.890 to 0.899	1.1%
0.880 to 0.889	2.3%
0.870 to 0.879	3.4%
0.860 to 0.869	4.7%
0.850 to 0.859	5.9%
Below 0.850	10.0%

Application Charge - A \$10.00 charge shall be added to the first regular bill for turning on service at a Premises irrespective of prior service with the BWL.



**OFF-PEAK SAVERS MIDSIZE COMMERCIAL ELECTRIC SERVICE
RATE CODE: MCTOU**

Availability - This rate is available to any Lansing Board of Water & Light (“BWL”) customer desiring secondary voltage service for any purpose when supplied at one Premises through one metering installation. This rate is not available for emergency service or standby service. Effective November 1, 2022, customers requesting transformer capacity greater than 1,500 kVa or service sizes larger than 3,000 amps will be required to take primary voltage on a separate rate.

Customer eligibility to participate will be at the BWL’s discretion and will be on a first come, first served basis. Participating customers may request to be enrolled beginning with the November 2022 Billing Month and once enrolled by the BWL will continue to be enrolled for at least twelve (12) months.

Nature of Service - The service is alternating current, 60 hertz, three phase. The secondary voltage is determined by the BWL.

Monthly Rate - Shall be computed in accordance with the following charges:

	<u>11/1/2022</u>	
Basic Service Charge	\$120.00	Per month
Capacity Charge	\$14.16	Per kW for all kW of Maximum Demand
Commodity Charge		
Off-Peak Summer	\$0.0611	Per kWh for all Off-Peak kWh between June 1 and September 30
On-Peak Summer	\$0.2349	Per kWh for all On-Peak kWh between June 1 and September 30
Off-Peak Winter	\$0.0633	Per kWh for all Off-Peak kWh between October 1 and May 31
On-Peak Winter	\$0.1273	Per kWh for all On-Peak kWh between October 1 and May 31
Power Factor Charge		See Power Factor section below

Minimum Bill - The Minimum Bill is the Basic Service Charge included in the Monthly Rate.

Schedule of On-Peak and Off-Peak Hours - The following schedule shall apply Monday through Friday, including weekday U.S. Holidays when applicable. Saturday and Sunday are Off-Peak. Designated NERC/MISO weekday holidays, as shown in the Rules and Regulations, will be considered Off-Peak.

- A) On-Peak Hours: 10:00AM to 6:00PM
- B) Off-Peak Hours: 6:00PM to 10:00AM

Surcharges and Riders - Service under this rate is subject to surcharges and riders as defined on a separate surcharge or rider schedule.

Fee and Tax Adjustment - Any taxes, assessments, franchise fees, or any other charges or fees levied by a governmental entity or political subdivision upon BWL property, operations, or the production, distribution or sale of electric power, will be in addition to the rates set forth herein.

Rules and Regulations - Service under this rate is subject to the BWL Rules and Regulations for Electric Service hereby incorporated by reference.

Maximum Demand - The Maximum Demand shall be the kW supplied during the 15-minute period of maximum use during the billing month, but the Maximum Demand shall never be less than 50% of the highest Maximum Demand of the preceding 11 billing months.

Metering - Where the BWL elects to measure the service on the primary side of the transformer, the metered kW and kWh thus measured will be reduced by 3% for billing purposes to adjust for transformer losses. Where the customer receives service through more than one meter, the consumption as registered by the different meters will not be combined for billing purposes but will be computed and billed separately.

Power Factor Charge - This rate requires a determination of the average Power Factor maintained by the customer during the billing period. Such average Power Factor shall be determined through metering of lagging Kilovar-hours and Kilowatt-hours during the billing period. The calculated ratio of lagging Kilovar-hours to Kilowatt-hours shall then be converted to the average Power Factor for the billing period by using the appropriate conversion factor. If the average Power Factor during the billing period is less than 0.900, a penalty will be applied to all commodity and capacity-based charges in accordance with the following table. A Power Factor less than 0.850 is not permitted and necessary corrective equipment must be installed by the customer. After 6 consecutive months below 0.850 Power Factor, the customer may be turned off until corrective equipment is installed.

Power Factor	Power Factor Penalty Charge
Greater than or equal to 0.900	0.0%
0.890 to 0.899	1.1%
0.880 to 0.889	2.3%
0.870 to 0.879	3.4%
0.860 to 0.869	4.7%
0.850 to 0.859	5.9%
Below 0.850	10.0%

Application Charge - A \$10.00 charge shall be added to the first regular bill for turning on service at a Premises irrespective of prior service with the BWL.



**ELECTRIC VEHICLE CHARGING STATION MIDSIZE COMMERCIAL ELECTRIC SERVICE
RATE CODE: MCEV**

Availability - This rate is available to any Lansing Board of Water & Light (“BWL”) customer desiring secondary voltage service for the exclusive purpose of providing Electric Power to Electric Vehicle Supply Equipment (“EVSE”) when supplied through one metering installation. “EVSE” means a device or apparatus, including vehicle supply cable, connector, internal relays and controls designed specifically for the purpose of delivering energy from the premises wiring to a plug-in-electric motor vehicle. This equipment must meet or exceed all applicable codes, standards, and practices. This rate is not available for emergency service or standby service. Effective November 1, 2022, customers requesting transformer capacity greater than 1,500 kVa or service sizes larger than 3,000 amps will be required to take primary voltage on a separate rate.

Nature of Service - The service is alternating current, 60 hertz, three phase. The secondary voltage is determined by the BWL. All kWh provided through this rate will be matched with renewable energy sources through the BWL’s GreenWise Program.

Monthly Rate - Shall be computed in accordance with the following charges:

	<u>11/1/2022</u>	
Basic Service Charge	\$120.00	Per month
Capacity Charge	\$2.57	Per kW for all kW of Maximum Demand
Commodity Charge		
Off-Peak Summer	\$0.0879	Per kWh for all Off-Peak kWh between June 1 and September 30
On-Peak Summer	\$0.2349	Per kWh for all On-Peak kWh between June 1 and September 30
Off-Peak Winter	\$0.0894	Per kWh for all Off-Peak kWh between October 1 and May 31
On-Peak Winter	\$0.1273	Per kWh for all On-Peak kWh between October 1 and May 31
Renewable Energy	\$0.0130	Per kWh for all kWh as of 11/1/2022 <i>Please see Voluntary Renewable Energy Rider for current pricing</i>
Power Factor Charge		See Power Factor section below

Minimum Bill - The Minimum Bill is the Basic Service Charge included in the Monthly Rate.

Schedule of On-Peak and Off-Peak Hours - The following schedule shall apply Monday through Friday, including weekday U.S. Holidays when applicable. Saturday and Sunday are Off-Peak. Designated NERC/MISO weekday holidays, as shown in the Rules and Regulations, will be considered Off-Peak.

- A) On-Peak Hours: 10:00AM to 8:00PM
- B) Off-Peak Hours: 8:00PM to 10:00AM

Surcharges and Riders - Service under this rate is subject to surcharges and riders as defined on a separate surcharge or rider schedule.

Fee and Tax Adjustment - Any taxes, assessments, franchise fees, or any other charges or fees levied by a governmental entity or political subdivision upon BWL property, operations, or the production, distribution or sale of electric power, will be in addition to the rates set forth herein.

Rules and Regulations - Service under this rate is subject to the BWL Rules and Regulations for Electric Service hereby incorporated by reference.

Maximum Demand - The Maximum Demand shall be the kW supplied during the 15-minute period of maximum use during the billing month, but the Maximum Demand shall never be less than 50% of the highest Maximum Demand of the preceding 11 billing months.

Metering - Where the BWL elects to measure the service on the primary side of the transformer, the metered kW and kWh thus measured will be reduced by 3% for billing purposes to adjust for transformer losses. Where the customer receives service through more than one meter, the consumption as registered by the different meters will not be combined for billing purposes but will be computed and billed separately.

Power Factor Charge - This rate requires a determination of the average Power Factor maintained by the customer during the billing period. Such average Power Factor shall be determined through metering of lagging Kilovar-hours and Kilowatt-hours during the billing period. The calculated ratio of lagging Kilovar-hours to Kilowatt-hours shall then be converted to the average Power Factor for the billing period by using the appropriate conversion factor. If the average Power Factor during the billing period is less than 0.900, a penalty will be applied to all commodity and capacity-based charges in accordance with the following table. A Power Factor less than 0.850 is not permitted and necessary corrective equipment must be installed by the customer. After 6 consecutive months below 0.850 Power Factor, the customer may be turned off until corrective equipment is installed.

Power Factor	Power Factor Penalty Charge
Greater than or equal to 0.900	0.0%
0.890 to 0.899	1.1%
0.880 to 0.889	2.3%
0.870 to 0.879	3.4%
0.860 to 0.869	4.7%
0.850 to 0.859	5.9%
Below 0.850	10.0%

Application Charge - A \$10.00 charge shall be added to the first regular bill for turning on service at a Premises irrespective of prior service with the BWL.



**HIGH LOAD FACTOR MIDSIZE COMMERCIAL ELECTRIC SERVICE
RATE CODE: MCHLF**

Availability - This rate is available to any Lansing Board of Water & Light (“BWL”) customer desiring secondary voltage service for any purpose when supplied at one Premises through one metering installation. This rate is not available for emergency service or standby service. Effective November 1, 2022, customers requesting transformer capacity greater than 1,500 kVa or service sizes larger than 3,000 amps will be required to take primary voltage on a separate rate.

Nature of Service - The service is alternating current, 60 hertz, three phase. The secondary voltage is determined by the BWL.

Monthly Rate - Shall be computed in accordance with the following charges:

	<u>11/1/2022</u>
Basic Service Charge	\$120.00 Per month
Capacity Charge	\$27.00 Per kW for all kW of Maximum Demand
Commodity Charge	
Summer Months of June through September	\$0.0650 Per kWh for all kWh
Winter Months of October through May	\$0.0630 Per kWh for all kWh
Power Factor Charge	See Power Factor section below

Minimum Bill - The Minimum Bill is the Basic Service Charge included in the Monthly Rate.

Surcharges and Riders - Service under this rate is subject to surcharges and riders as defined on a separate surcharge or rider schedule.

Fee and Tax Adjustment - Any taxes, assessments, franchise fees, or any other charges or fees levied by a governmental entity or political subdivision upon BWL property, operations, or the production, distribution or sale of electric power, will be in addition to the rates set forth herein.

Rules and Regulations - Service under this rate is subject to the BWL Rules and Regulations for Electric Service hereby incorporated by reference.

Maximum Demand - The Maximum Demand shall be the kW supplied during the 15-minute period of maximum use during the billing month, but the Maximum Demand shall never be less than 50% of the highest Maximum Demand of the preceding 11 billing months.

Metering - Where the BWL elects to measure the service on the primary side of the transformer, the metered kW and kWh thus measured will be reduced by 3% for billing purposes to adjust for transformer losses. Where the customer receives service through more than one meter, the consumption as registered by the different meters will not be combined for billing purposes but will be computed and billed separately.

Power Factor Charge - This rate requires a determination of the average Power Factor maintained by the customer during the billing period. Such average Power Factor shall be determined through metering of lagging Kilo-var-hours and Kilowatt-hours during the billing period. The calculated ratio of lagging Kilo-var-hours to Kilowatt-hours shall then be converted to the average Power Factor for the billing period by using the appropriate conversion factor. If the average Power Factor during the billing period is less than 0.900, a penalty will be applied to all commodity and capacity-based charges in accordance with the following table. A Power Factor less than 0.850 is not permitted and necessary corrective equipment must be installed by the customer. After 6 consecutive months below 0.850 Power Factor, the customer may be turned off until corrective equipment is installed.

Power Factor	Power Factor Penalty Charge
Greater than or equal to 0.900	0.0%
0.890 to 0.899	1.1%
0.880 to 0.889	2.3%
0.870 to 0.879	3.4%
0.860 to 0.869	4.7%
0.850 to 0.859	5.9%
Below 0.850	10.0%

Application Charge - A \$10.00 charge shall be added to the first regular bill for turning on service at a Premises irrespective of prior service with the BWL.



**STANDARD LARGE COMMERCIAL & INDUSTRIAL ELECTRIC SERVICE
RATE CODE: LC1**

Availability - This rate is available to any Lansing Board of Water & Light (“BWL”) customer desiring primary voltage service for any purpose when supplied at one Premises through one metering installation (except as provided below for Multiple Premises Aggregation). This rate is not available for emergency service or standby service.

Nature of Service - The service is alternating current, 60 hertz, three phase. The primary voltage is determined by the BWL.

Monthly Rate - Shall be computed in accordance with the following charges:

	<u>11/1/2022</u>
Basic Service Charge	\$320.00 Per month
Capacity Charge	
On-Peak Billing Demand	\$15.25 Per kW for all kW of On-Peak Billing Demand
Maximum Demand	\$6.52 Per kW for all kW of Maximum Demand
Commodity Charge	
Off-Peak Summer	\$0.0659 Per kWh for all Off-Peak kWh between June 1 and September 30
On-Peak Summer	\$0.0703 Per kWh for all On-Peak kWh between June 1 and September 30
Off-Peak Winter	\$0.0659 Per kWh for all Off-Peak kWh between October 1 and May 31
On-Peak Winter	\$0.0679 Per kWh for all On-Peak kWh between October 1 and May 31
Power Factor Charge	See Power Factor section below

Minimum Bill - The Minimum Bill is the Basic Service Charge included in the Monthly Rate.

Schedule of On-Peak and Off-Peak Hours - The following schedule shall apply Monday through Friday, including weekday U.S. Holidays when applicable. Saturday and Sunday are Off-Peak. Designated NERC/MISO weekday holidays, as shown in the Rules and Regulations, will be considered Off-Peak.

- A) On-Peak Hours: 10:00AM to 6:00PM
- B) Off-Peak Hours: 6:00PM to 10:00AM

Surcharges and Riders - Service under this rate is subject to surcharges and riders as defined on a separate surcharge or rider schedule.

Fee and Tax Adjustment - Any taxes, assessments, franchise fees, or any other charges or fees levied by a governmental entity or political subdivision upon BWL property, operations, or the production, distribution or sale of electric power, will be in addition to the rates set forth herein.

Rules and Regulations - Service under this rate is subject to the BWL Rules and Regulations for Electric Service hereby incorporated by reference.

On-Peak Billing Demand - The On-Peak Billing Demand shall be the kW supplied during the 15-minute period of maximum use during the On-Peak Period during the billing month, but the On-Peak Billing Demand shall never be less than 50% of the highest On-Peak Billing Demand of the preceding 11 billing months.

Maximum Demand - The Maximum Demand shall be the kW supplied during the 15-minute period of maximum use during the billing month, whether on-peak or off-peak, but the Maximum Demand shall never be less than 50% of the highest Maximum Demand of the preceding 11 billing months.

Multiple Premises Aggregation - The 15-minute period demands of multiple Premises of a customer may be summed for determination of the total On-Peak Billing Demand under the following conditions: (a) each Premises is billed under the same rate schedule; (b) the total On-Peak Billing Demand shall not be less than 5,000 kW; and (c) the customer shall agree to a service contract with the BWL for the customer's full electrical service requirements at the aggregated Premises for a period of not less than five (5) years. Aggregation shall be applicable for determination of the On-Peak Billing Demand only. All other charges, including the Basic Service Charge and Maximum Demand, shall apply to each Premises independently.

Metering - Where the BWL elects to measure the service on the secondary side of the transformers, the metered kW and kWh thus measured will be increased by 3% for billing purposes to adjust for transformer losses. Where the customer receives service through more than one meter, consumption as registered by the different meters will not be combined for billing purposes but will be billed and computed separately except as provided for in Multiple Premises Aggregation.

Power Factor Charge - This rate requires a determination of the average Power Factor maintained by the customer during the billing period. Such average Power Factor shall be determined through metering of lagging Kilovar-hours and Kilowatt-hours during the billing period. The calculated ratio of lagging Kilovar-hours to Kilowatt-hours shall then be converted to the average Power Factor for the billing period by using the appropriate conversion factor. If the average Power Factor during the billing period is less than 0.900, a penalty will be applied to all commodity and capacity-based charges in accordance with the following table. A Power Factor less than 0.850 is not permitted and necessary corrective equipment must be installed by the customer. After 6 consecutive months below 0.850 Power Factor, the customer may be turned off until corrective equipment is installed.

Power Factor	Power Factor Penalty Charge
Greater than or equal to 0.900	0.0%
0.890 to 0.899	1.1%
0.880 to 0.889	2.3%
0.870 to 0.879	3.4%
0.860 to 0.869	4.7%
0.850 to 0.859	5.9%
Below 0.850	10.0%

Equipment Supplied by Customer - The customer shall be responsible for furnishing, installing and maintaining all necessary and approved transforming, controlling and protective equipment required for service beyond the BWL primary-voltage Service Location.

Alternate Primary Source - Should the customer request the BWL to provide an Alternate Primary Source as provided for in the Rules and Regulations for added reliability, the customer will be subject to a standby charge for the ongoing operations and maintenance of the Alternate Primary Source of \$8.09 per kW of Maximum Demand.

Application Charge - A \$10.00 charge shall be added to the first regular bill for turning on service at a Premises irrespective of prior service with the BWL.



**OFF-PEAK SAVERS LARGE COMMERCIAL & INDUSTRIAL ELECTRIC SERVICE
RATE CODE: LCTOU**

Availability - This rate is available to any Lansing Board of Water & Light (“BWL”) customer desiring primary voltage service for any purpose when supplied at one Premises through one metering installation. This rate is not available for emergency service or standby service.

Customer eligibility to participate will be at the BWL’s discretion and will be on a first come, first served basis. Participating customers may request to be enrolled beginning with the November 2022 Billing Month and once enrolled by the BWL will continue to be enrolled for at least twelve (12) months.

Nature of Service - The service is alternating current, 60 hertz, three phase. The primary voltage is determined by the BWL.

Monthly Rate - Shall be computed in accordance with the following charges:

	<u>11/1/2022</u>
Basic Service Charge	\$320.00 Per month
Capacity Charge	\$13.29 Per kW for all kW of Maximum Demand
Commodity Charge	
Off-Peak Summer	\$0.0574 Per kWh for all Off-Peak kWh between June 1 and September 30
On-Peak Summer	\$0.2312 Per kWh for all On-Peak kWh between June 1 and September 30
Off-Peak Winter	\$0.0596 Per kWh for all Off-Peak kWh between October 1 and May 31
On-Peak Winter	\$0.1236 Per kWh for all On-Peak kWh between October 1 and May 31
Power Factor Charge	See Power Factor section below

Minimum Bill - The Minimum Bill is the Basic Service Charge included in the Monthly Rate.

Schedule of On-Peak and Off-Peak Hours - The following schedule shall apply Monday through Friday, including weekday U.S. Holidays when applicable. Saturday and Sunday are Off-Peak. Designated NERC/MISO weekday holidays, as shown in the Rules and Regulations, will be considered Off-Peak.

- A) On-Peak Hours: 10:00AM to 6:00PM
- B) Off-Peak Hours: 6:00PM to 10:00AM

Surcharges and Riders - Service under this rate is subject to surcharges and riders as defined on a separate surcharge or rider schedule.

Fee and Tax Adjustment - Any taxes, assessments, franchise fees, or any other charges or fees levied by a governmental entity or political subdivision upon BWL property, operations, or the production, distribution or sale of electric power, will be in addition to the rates set forth herein.

Rules and Regulations - Service under this rate is subject to the BWL Rules and Regulations for Electric Service hereby incorporated by reference.

Maximum Demand - The Maximum Demand shall be the kW supplied during the 15-minute period of maximum use during the billing month but the Maximum Demand shall never be less than 50% of the highest Maximum Demand of the preceding 11 billing months.

Metering - Where the BWL elects to measure the service on the secondary side of the transformers, the metered kW and kWh thus measured will be increased by 3% for billing purposes to adjust for transformer losses. Where the customer receives service through more than one meter, consumption as registered by the different meters will not be combined for billing purposes but will be billed and computed separately.

Power Factor Charge - This rate requires a determination of the average Power Factor maintained by the customer during the billing period. Such average Power Factor shall be determined through metering of lagging Kilo-var-hours and Kilowatt-hours during the billing period. The calculated ratio of lagging Kilo-var-hours to Kilowatt-hours shall then be converted to the average Power Factor for the billing period by using the appropriate conversion factor. If the average Power Factor during the billing period is less than 0.900, a penalty will be applied to all commodity and capacity-based charges in accordance with the following table. A Power Factor less than 0.850 is not permitted and necessary corrective equipment must be installed by the customer. After 6 consecutive months below 0.850 Power Factor, the customer may be turned off until corrective equipment is installed.

<u>Power Factor</u>	<u>Power Factor Penalty Charge</u>
Greater than or equal to 0.900	0.0%
0.890 to 0.899	1.1%
0.880 to 0.889	2.3%
0.870 to 0.879	3.4%
0.860 to 0.869	4.7%
0.850 to 0.859	5.9%
Below 0.850	10.0%

Equipment Supplied by Customer - The customer shall be responsible for furnishing, installing and maintaining all necessary and approved transforming, controlling and protective equipment required for service beyond the BWL primary-voltage Service Location.

Alternate Primary Source - Should the customer request the BWL to provide an Alternate Primary Source as provided for in the Rules and Regulations for added reliability, the customer will be subject to a standby charge for the ongoing operations and maintenance of the Alternate Primary Source of \$8.09 per kW of Maximum Demand.

Application Charge - A \$10.00 charge shall be added to the first regular bill for turning on service at a Premises irrespective of prior service with the BWL.



ELECTRIC VEHICLE CHARGING STATION LARGE COMMERCIAL & INDUSTRIAL ELECTRIC SERVICE RATE CODE: LCEV

Availability - This rate is available to any Lansing Board of Water & Light (“BWL”) customer desiring primary voltage service for the exclusive purpose of providing Electric Power to Electric Vehicle Supply Equipment (“EVSE”) when supplied through one metering installation. “EVSE” means a device or apparatus, including vehicle supply cable, connector, internal relays and controls designed specifically for the purpose of delivering energy from the premises wiring to a plug-in-electric motor vehicle. This equipment must meet or exceed all applicable codes, standards, and practices. This rate is not available for emergency service or standby service.

Nature of Service - The service is alternating current, 60 hertz, three phase. The primary voltage is determined by the BWL. All kWh provided through this rate will be matched with renewable energy sources through the BWL’s GreenWise Program.

Monthly Rate - Shall be computed in accordance with the following charges:

	<u>11/1/2022</u>
Basic Service Charge	\$320.00 Per month
Capacity Charge	\$2.49 Per kW for all kW of Maximum Demand
Commodity Charge	
Off-Peak Summer	\$0.0857 Per kWh for all Off-Peak kWh between June 1 and September 30
On-Peak Summer	\$0.2291 Per kWh for all On-Peak kWh between June 1 and September 30
Off-Peak Winter	\$0.0873 Per kWh for all Off-Peak kWh between October 1 and May 31
On-Peak Winter	\$0.1242 Per kWh for all On-Peak kWh between October 1 and May 31
Renewable Energy	\$0.0130 Per kWh for all kWh as of 11/1/2022 <i>Please see Voluntary Renewable Energy Rider for current pricing</i>
Power Factor Charge	See Power Factor section below

Minimum Bill - The Minimum Bill is the Basic Service Charge included in the Monthly Rate.

Schedule of On-Peak and Off-Peak Hours - The following schedule shall apply Monday through Friday, including weekday U.S. Holidays when applicable. Saturday and Sunday are Off-Peak. Designated NERC/MISO weekday holidays, as shown in the Rules and Regulations, will be considered Off-Peak.

- A) On-Peak Hours: 10:00AM to 8:00PM
- B) Off-Peak Hours: 8:00PM to 10:00AM

Surcharges and Riders - Service under this rate is subject to surcharges and riders as defined on a separate surcharge or rider schedule.

Fee and Tax Adjustment - Any taxes, assessments, franchise fees, or any other charges or fees levied by a governmental entity or political subdivision upon BWL property, operations, or the production, distribution or sale of electric power, will be in addition to the rates set forth herein.

Rules and Regulations - Service under this rate is subject to the BWL Rules and Regulations for Electric Service hereby incorporated by reference.

Maximum Demand - The Maximum Demand shall be the kW supplied during the 15-minute period of maximum use during the billing month but the Maximum Demand shall never be less than 50% of the highest Maximum Demand of the preceding 11 billing months.

Metering - Where the BWL elects to measure the service on the secondary side of the transformers, the metered kW and kWh thus measured will be increased by 3% for billing purposes to adjust for transformer losses. Where the customer receives service through more than one meter, consumption as registered by the different meters will not be combined for billing purposes but will be billed and computed separately.

Power Factor Charge - This rate requires a determination of the average Power Factor maintained by the customer during the billing period. Such average Power Factor shall be determined through metering of lagging Kilovar-hours and Kilowatt-hours during the billing period. The calculated ratio of lagging Kilovar-hours to Kilowatt-hours shall then be converted to the average Power Factor for the billing period by using the appropriate conversion factor. If the average Power Factor during the billing period is less than 0.900, a penalty will be applied to all commodity and capacity-based charges in accordance with the following table. A Power Factor less than 0.850 is not permitted and necessary corrective equipment must be installed by the customer. After 6 consecutive months below 0.850 Power Factor, the customer may be turned off until corrective equipment is installed.

Power Factor	Power Factor Penalty Charge
Greater than or equal to 0.900	0.0%
0.890 to 0.899	1.1%
0.880 to 0.889	2.3%
0.870 to 0.879	3.4%
0.860 to 0.869	4.7%
0.850 to 0.859	5.9%
Below 0.850	10.0%

Equipment Supplied by Customer - The customer shall be responsible for furnishing, installing and maintaining all necessary and approved transforming, controlling and protective equipment required for service beyond the BWL primary-voltage Service Location.

Alternate Primary Source - Should the customer request the BWL to provide an Alternate Primary Source as provided for in the Rules and Regulations for added reliability, the customer will be subject to a standby charge for the ongoing operations and maintenance of the Alternate Primary Source of \$8.09 per kW of Maximum Demand.

Application Charge - A \$10.00 charge shall be added to the first regular bill for turning on service at a Premises irrespective of prior service with the BWL.



**HIGH LOAD FACTOR LARGE COMMERCIAL & INDUSTRIAL ELECTRIC SERVICE
RATE CODE: LCHLF**

Availability - This rate is available to any Lansing Board of Water & Light (“BWL”) customer desiring primary voltage service for any purpose when supplied at one Premises through one metering installation. This rate is not available for emergency service or standby service.

Nature of Service - The service is alternating current, 60 hertz, three phase. The primary voltage is determined by the BWL.

Monthly Rate - Shall be computed in accordance with the following charges:

	<u>11/1/2022</u>	
Basic Service Charge	\$320.00	Per month
Capacity Charge		
On-Peak Billing Demand	\$31.48	Per kW for all kW of On-Peak Billing Demand
Maximum Demand	\$6.52	Per kW for all kW of Maximum Demand
Commodity Charge		
Summer Months of June through September	\$0.0404	Per kWh for all kWh
Winter Months of October through May	\$0.0380	Per kWh for all kWh
Power Factor Charge		See Power Factor section below

Minimum Bill - The Minimum Bill is the Basic Service Charge included in the Monthly Rate.

Schedule of On-Peak and Off-Peak Hours - The following schedule shall apply Monday through Friday, including weekday U.S. Holidays when applicable. Saturday and Sunday are Off-Peak. Designated NERC/MISO weekday holidays, as shown in the Rules and Regulations, will be considered Off-Peak.

- A) On-Peak Hours: 10:00AM to 6:00PM
- B) Off-Peak Hours: 6:00PM to 10:00AM

Surcharges and Riders - Service under this rate is subject to surcharges and riders as defined on a separate surcharge or rider schedule.

Fee and Tax Adjustment - Any taxes, assessments, franchise fees, or any other charges or fees levied by a governmental entity or political subdivision upon BWL property, operations, or the production, distribution or sale of electric power, will be in addition to the rates set forth herein.

Rules and Regulations - Service under this rate is subject to the BWL Rules and Regulations for Electric Service hereby incorporated by reference.

On-Peak Billing Demand - The On-Peak Billing Demand shall be the kW supplied during the 15-minute period of maximum use during the On-Peak Period during the billing month, but the On-Peak Billing Demand shall never be less than 50% of the highest On-Peak Billing Demand of the preceding 11 billing months.

Maximum Demand - The Maximum Demand shall be the kW supplied during the 15-minute period of maximum use during the billing month, whether on-peak or off-peak, but the Maximum Demand shall never be less than 50% of the highest Maximum Demand of the preceding 11 billing months.

Metering - Where the BWL elects to measure the service on the secondary side of the transformers, the metered kW and kWh thus measured will be increased by 3% for billing purposes to adjust for transformer losses. Where the customer receives service through more than one meter, consumption as registered by the different meters will not be combined for billing purposes but will be billed and computed separately.

Power Factor Charge - This rate requires a determination of the average Power Factor maintained by the customer during the billing period. Such average Power Factor shall be determined through metering of lagging Kilovar-hours and Kilowatt-hours during the billing period. The calculated ratio of lagging Kilovar-hours to Kilowatt-hours shall then be converted to the average Power Factor for the billing period by using the appropriate conversion factor. If the average Power Factor during the billing period is less than 0.900, a penalty will be applied to all commodity and capacity-based charges in accordance with the following table. A Power Factor less than 0.850 is not permitted and necessary corrective equipment must be installed by the customer. After 6 consecutive months below 0.850 Power Factor, the customer may be turned off until corrective equipment is installed.

<u>Power Factor</u>	<u>Power Factor Penalty Charge</u>
Greater than or equal to 0.900	0.0%
0.890 to 0.899	1.1%
0.880 to 0.889	2.3%
0.870 to 0.879	3.4%
0.860 to 0.869	4.7%
0.850 to 0.859	5.9%
Below 0.850	10.0%

Equipment Supplied by Customer - The customer shall be responsible for furnishing, installing and maintaining all necessary and approved transforming, controlling and protective equipment required for service beyond the BWL primary-voltage Service Location.

Alternate Primary Source - Should the customer request the BWL to provide an Alternate Primary Source as provided for in the Rules and Regulations for added reliability, the customer will be subject to a standby charge for the ongoing operations and maintenance of the Alternate Primary Source of \$8.09 per kW of Maximum Demand.

Application Charge - A \$10.00 charge shall be added to the first regular bill for turning on service at a Premises irrespective of prior service with the BWL.



**STANDARD EXTRA LARGE INDUSTRIAL ELECTRIC SERVICE
RATE CODE: XL1**

Availability - This rate is available to any Lansing Board of Water & Light (“BWL”) customer desiring primary voltage service through a dedicated substation for any purpose when supplied at one Premises through one metering installation (except as provided below for Multiple Premises Aggregation). This rate is not available for emergency service or standby service.

The customer must agree to a service contract with the BWL for the customer's entire electric service requirements at the applicable Premises for a period of not less than ten (10) years. If the customer ceases operation before the completion of the initial service contract term, the customer shall pay the remaining net book value for any infrastructure investments made specifically for the customer as specified in the service contract.

Nature of Service - The service is alternating current, 60 hertz, three phase. The primary voltage is determined by the BWL.

Monthly Rate - Shall be computed in accordance with the following charges:

	<u>11/1/2022</u>
Basic Service Charge	\$500.00 Per month
Capacity Charge	
On-Peak Billing Demand	\$17.00 Per kW for all kW of On-Peak Billing Demand
Maximum Demand	\$2.75 Per kW for all kW of Maximum Demand
Commodity Charge	
Off-Peak Summer	\$0.0689 Per kWh for all Off-Peak kWh between June 1 and September 30
On-Peak Summer	\$0.0745 Per kWh for all On-Peak kWh between June 1 and September 30
Off-Peak Winter	\$0.0689 Per kWh for all Off-Peak kWh between October 1 and May 31
On-Peak Winter	\$0.0729 Per kWh for all On-Peak kWh between October 1 and May 31
Power Factor Charge	See Power Factor section below

Minimum Bill - The Minimum Bill is the Basic Service Charge included in the Monthly Rate.

Schedule of On-Peak and Off-Peak Hours - The following schedule shall apply Monday through Friday, including weekday U.S. Holidays when applicable. Saturday and Sunday are Off-Peak. Designated NERC/MISO weekday holidays, as shown in the Rules and Regulations, will be considered Off-Peak.

- A) On-Peak Hours: 10:00AM to 6:00PM
- B) Off-Peak Hours: 6:00PM to 10:00AM

Surcharges and Riders - Service under this rate is subject to surcharges and riders as defined on a separate surcharge or rider schedule.

Fee and Tax Adjustment - Any taxes, assessments, franchise fees, or any other charges or fees levied by a governmental entity or political subdivision upon BWL property, operations, or the production, distribution or sale of electric power, will be in addition to the rates set forth herein.

Rules and Regulations - Service under this rate is subject to the BWL Rules and Regulations for Electric Service hereby incorporated by reference.

On-Peak Billing Demand: The On-Peak Billing Demand shall be the kW supplied during the 15-minute period of maximum use during the On-Peak Period during the billing month, but the On-Peak Billing Demand shall never be less than 50% of the highest On-Peak Billing Demand of the preceding 11 billing months.

Maximum Demand: The Maximum Demand shall be the kW supplied during the 15-minute period of maximum use during the billing month, whether on-peak or off-peak, but the Maximum Demand shall never be less than 50% of the highest Maximum Demand of the preceding 11 billing months.

Multiple Premises Aggregation - The 15-minute period demands of multiple Premises of a customer may be summed for determination of the total On-Peak Billing Demand under the following conditions: (a) each Premises is billed under the same rate schedule; and (b) the total On-Peak Billing Demand shall not be less than 25,000 kW. Aggregation shall be applicable for determination of the On-Peak Billing Demand only. All other charges, including the Basic Service Charge and Maximum Demand, shall apply to each Premises independently.

Metering - Where the BWL elects to measure the service on the secondary side of the substation transformers, the metered kW and kWh thus measured will be increased by 3% for billing purposes to adjust for transformer losses. Where the customer receives service through more than one meter, consumption as registered by the different meters will not be combined for billing purposes but will be billed and computed separately except as provided for in Multiple Premises Aggregation.

Power Factor Charge - This rate requires a determination of the average Power Factor maintained by the customer during the billing period. Such average Power Factor shall be determined through metering of lagging Kilovar-hours and Kilowatt-hours during the billing period. The calculated ratio of lagging Kilovar-hours to Kilowatt-hours shall then be converted to the average Power Factor for the billing period by using the appropriate conversion factor. If the average Power Factor during the billing period is less than 0.950, a penalty will be applied to all commodity and capacity-based charges in accordance with the following table. A Power Factor less than 0.850 is not permitted and necessary corrective equipment must be installed by the customer. After 6 consecutive months below 0.850 Power Factor, the customer may be turned off until corrective equipment is installed.

<u>Power Factor</u>	<u>Power Factor Penalty Charge</u>
Greater than or equal to 0.950	0.0%
0.940 to 0.949	1.1%
0.930 to 0.939	2.2%
0.920 to 0.929	3.3%
0.910 to 0.919	4.4%
0.900 to 0.909	5.6%
0.890 to 0.899	6.7%
0.880 to 0.889	8.0%
0.870 to 0.879	9.2%
0.860 to 0.869	10.5%
0.850 to 0.859	11.8%
Below 0.850	15.0%

Equipment Supplied by Customer - The customer shall be responsible for furnishing, installing and maintaining all necessary and approved transforming, controlling and protective equipment required for service beyond the BWL primary-voltage Service Location.

Alternate Primary Source - Should the customer request the BWL to provide an Alternate Primary Source as provided for in the Rules and Regulations for added reliability, the customer will be subject to a standby charge for the ongoing operations and maintenance of the Alternate Primary Source of \$2.21 per kW of Maximum Demand.

Application Charge - A \$10.00 charge shall be added to the first regular bill for turning on service at a Premises irrespective of prior service with the BWL.



**HIGH LOAD FACTOR EXTRA LARGE INDUSTRIAL ELECTRIC SERVICE
RATE CODE: XLHLF**

Availability - This rate is available to any Lansing Board of Water & Light (“BWL”) customer desiring primary voltage service through a dedicated substation for any purpose when supplied at one Premises through one metering installation. This rate is not available for emergency service or standby service.

The customer must agree to a service contract with the BWL for the customer's entire electric service requirements at the applicable Premises for a period of not less than ten (10) years. If the customer ceases operation before the completion of the initial service contract term, the customer shall pay the remaining net book value for any infrastructure investments made specifically for the customer as specified in the service contract.

Nature of Service - The service is alternating current, 60 hertz, three phase. The primary voltage is determined by the BWL.

Monthly Rate - Shall be computed in accordance with the following charges:

	<u>11/1/2022</u>	
Basic Service Charge	\$500.00	Per month
Capacity Charge		
On-Peak Billing Demand	\$31.48	Per kW for all kW of On-Peak Billing Demand
Maximum Demand	\$6.52	Per kW for all kW of Maximum Demand
Commodity Charge		
Summer Months of June through September	\$0.0396	Per kWh for all kWh
Winter Months of October through May	\$0.0373	Per kWh for all kWh
Power Factor Charge		See Power Factor section below

Minimum Bill - The Minimum Bill is the Basic Service Charge included in the Monthly Rate.

Schedule of On-Peak and Off-Peak Hours - The following schedule shall apply Monday through Friday, including weekday U.S. Holidays when applicable. Saturday and Sunday are Off-Peak. Designated NERC/MISO weekday holidays, as shown in the Rules and Regulations, will be considered Off-Peak.

- A) On-Peak Hours: 10:00AM to 6:00PM
- B) Off-Peak Hours: 6:00PM to 10:00AM

Surcharges and Riders - Service under this rate is subject to surcharges and riders as defined on a separate surcharge or rider schedule.

Fee and Tax Adjustment - Any taxes, assessments, franchise fees, or any other charges or fees levied by a governmental entity or political subdivision upon BWL property, operations, or the production, distribution or sale of electric power, will be in addition to the rates set forth herein.

Rules and Regulations - Service under this rate is subject to the BWL Rules and Regulations for Electric Service hereby incorporated by reference.

On-Peak Billing Demand: The On-Peak Billing Demand shall be the kW supplied during the 15-minute period of maximum use during the On-Peak Period during the billing month, but the On-Peak Billing Demand shall never be less than 50% of the highest On-Peak Billing Demand of the preceding 11 billing months.

Maximum Demand: The Maximum Demand shall be the kW supplied during the 15-minute period of maximum use during the billing month, whether on-peak or off-peak, but the Maximum Demand shall never be less than 50% of the highest Maximum Demand of the preceding 11 billing months.

Metering - Where the BWL elects to measure the service on the secondary side of the substation transformers, the metered kW and kWh thus measured will be increased by 3% for billing purposes to adjust for transformer losses. Where the customer receives service through more than one meter, consumption as registered by the different meters will not be combined for billing purposes but will be billed and computed separately.

Power Factor Charge - This rate requires a determination of the average Power Factor maintained by the customer during the billing period. Such average Power Factor shall be determined through metering of lagging Kilovar-hours and Kilowatt-hours during the billing period. The calculated ratio of lagging Kilovar-hours to Kilowatt-hours shall then be converted to the average Power Factor for the billing period by using the appropriate conversion factor. If the average Power Factor during the billing period is less than 0.950, a penalty will be applied to all commodity and capacity-based charges in accordance with the following table. A Power Factor less than 0.850 is not permitted and necessary corrective equipment must be installed by the customer. After 6 consecutive months below 0.850 Power Factor, the customer may be turned off until corrective equipment is installed.

Power Factor	Power Factor Penalty Charge
Greater than or equal to 0.950	0.0%
0.940 to 0.949	1.1%
0.930 to 0.939	2.2%
0.920 to 0.929	3.3%
0.910 to 0.919	4.4%
0.900 to 0.909	5.6%
0.890 to 0.899	6.7%
0.880 to 0.889	8.0%
0.870 to 0.879	9.2%
0.860 to 0.869	10.5%
0.850 to 0.859	11.8%
Below 0.850	15.0%

Equipment Supplied by Customer - The customer shall be responsible for furnishing, installing and maintaining all necessary and approved transforming, controlling and protective equipment required for service beyond the BWL primary-voltage Service Location.

Alternate Primary Source - Should the customer request the BWL to provide an Alternate Primary Source as provided for in the Rules and Regulations for added reliability, the customer will be subject to a standby charge for the ongoing operations and maintenance of the Alternate Primary Source of \$2.21 per kW of Maximum Demand.

Application Charge - A \$10.00 charge shall be added to the first regular bill for turning on service at a Premises irrespective of prior service with the BWL.



**MARKET BASED PRICING ECONOMIC DEVELOPMENT INDUSTRIAL ELECTRIC SERVICE
RATE CODE: EDM**

Availability - This rate is available to any Lansing Board of Water & Light (“BWL”) customer with incremental load of 30MW or more desiring primary voltage service through a dedicated substation for any purpose when supplied at one Premises through one metering installation. This rate is not available to a new customer resulting from a change in ownership of an existing Premises served by the BWL. This rate is not available for emergency service or standby service.

The customer must agree to a service contract with the BWL for the customer's full electric service requirements at the applicable Premises for a period of not less than fifteen (15) years. If the customer ceases operation or requests disconnection before the completion of the initial service contract term, the customer shall pay the remaining net book value for any infrastructure investments made specifically for the customer as specified in the service contract.

The customer shall be billed under this rate schedule beginning the date Electric Power is delivered through the dedicated substation. Electric Power used during the construction of the customer’s facilities before Electric Power is delivered through the dedicated substation will be billed on the applicable primary or secondary voltage rate schedule. The customer must achieve its contracted load within five (5) years from the effective date of the service contract. Should the customer not achieve its contractual load estimate, the customer will be placed on the applicable rate schedule.

Nature of Service - The service is alternating current, 60 hertz, three phase. The primary voltage is determined by the BWL.

Monthly Rate - Shall be computed in accordance with the following charges:

<u>Billing Determinant</u>	<u>Description</u>	<u>Example</u>
Power Supply Capacity Charge	MISO Zone-7 Planning Resource Auction clearing price for all kW of On-Peak Billing Demand	<i>\$51,400 / MW-yr @ 90% LF = \$6.52/MWh</i>
Power Supply Transmission Charge	METC Joint Zone Rates for Schedules 1, 2, 7, 26, and 33 for all kW of On-Peak Billing Demand	<i>\$75,000 / MW-yr @ 90% LF = \$9.51/MWh</i>
Energy Charge	MISO Real Time Locational Marginal Price (LMP) for the CONS.LANS node for all kWh	<i>\$30.00 / MWh</i>
System Contribution Charge	10% of total charges from above pricing components	<i>\$46.03 x 10% = \$4.60 / MWh</i>
		<i>Total = \$50.63 / MWh or 5.06 cents / kWh</i>
Incremental Transmission & Distribution Facilities Charge	Per service contract terms for the incremental transmission & distribution facilities provided by BWL	
Power Factor Charge	See Power Factor section below	

Minimum Bill - The Minimum Bill is based on 30MW of On-Peak Billing Demand at the contractual load factor estimate for all billing determinants above once the 5-year initial term has completed.

Schedule of On-Peak and Off-Peak Hours - The following schedule shall apply Monday through Friday, including weekday U.S. Holidays when applicable. Saturday and Sunday are Off-Peak. Designated NERC/MISO weekday holidays, as shown in the Rules and Regulations, will be considered Off-Peak.

- A) On-Peak Hours: 7:00AM to 11:00PM
- B) Off-Peak Hours: 11:00PM to 7:00AM

Surcharges and Riders - Service under this rate is subject to surcharges and riders as defined on a separate surcharge or rider schedule.

Fee and Tax Adjustment - Any taxes, assessments, franchise fees, or any other charges or fees levied by a governmental entity or political subdivision upon BWL property, operations, or the production, distribution or sale of electric power, will be in addition to the rates set forth herein.

Rules and Regulations - Service under this rate is subject to the BWL Rules and Regulations for Electric Service hereby incorporated by reference.

On-Peak Billing Demand: The On-Peak Billing Demand shall be the kW supplied during the 15-minute period of maximum use during the On-Peak Period during the billing month, but the On-Peak Billing Demand shall never be less than 100% of the highest On-Peak Billing Demand of the preceding 11 billing months.

Metering - Where the BWL elects to measure the service on the secondary side of the substation transformers, the metered kW and kWh thus measured will be increased by 3% for billing purposes to adjust for transformer losses. Where the customer receives service through more than one meter, consumption as registered by the different meters will not be combined for billing purposes but will be billed and computed separately.

Power Factor Charge - This rate requires a determination of the average Power Factor maintained by the customer during the billing period. Such average Power Factor shall be determined through metering of lagging Kilovar-hours and Kilowatt-hours during the billing period. The calculated ratio of lagging Kilovar-hours to Kilowatt-hours shall then be converted to the average Power Factor for the billing period by using the appropriate conversion factor. If the average Power Factor during the billing period is less than 0.950, a penalty will be applied to all power supply and energy-based charges in accordance with the following table. A Power Factor less than 0.850 is not permitted and necessary corrective equipment must be installed by the customer. After 6 consecutive months below 0.850 Power Factor, the customer may be turned off until corrective equipment is installed.

<u>Power Factor</u>	<u>Power Factor Penalty Charge</u>
Greater than or equal to 0.950	0.0%
0.940 to 0.949	1.1%
0.930 to 0.939	2.2%
0.920 to 0.929	3.3%
0.910 to 0.919	4.4%
0.900 to 0.909	5.6%
0.890 to 0.899	6.7%
0.880 to 0.889	8.0%
0.870 to 0.879	9.2%
0.860 to 0.869	10.5%
0.850 to 0.859	11.8%
Below 0.850	15.0%

Equipment Supplied by Customer - The customer shall be responsible for furnishing, installing and maintaining all necessary and approved transforming, controlling and protective equipment required for service beyond the BWL primary-voltage Service Location.

Alternate Primary Source - Should the customer request the BWL to provide an Alternate Primary Source as provided for in the Rules and Regulations for added reliability, the customer will be subject to a standby charge for the ongoing operations and maintenance of the Alternate Primary Source of \$2.21 per kW of Maximum Demand.

Resale of Electric Power – This rate is not eligible for resale of electric power as provided for in the Rules and Regulations.

Application Charge - A \$10.00 charge shall be added to the first regular bill for turning on service at a Premises irrespective of prior service with the BWL.



**HIGH LOAD FACTOR ECONOMIC DEVELOPMENT INDUSTRIAL ELECTRIC SERVICE
RATE CODE: EDHLF**

Availability - This rate is available to any Lansing Board of Water & Light (“BWL”) customer with incremental load of 30MW or more desiring primary voltage service through a dedicated substation for any purpose when supplied at one Premises through one metering installation. This rate is not available to a new customer resulting from a change in ownership of an existing Premises served by the BWL. This rate is not available for emergency service or standby service.

The customer must agree to a service contract with the BWL for the customer's full electric service requirements at the applicable Premises for a period of not less than fifteen (15) years. If the customer ceases operation or requests disconnection before the completion of the initial service contract term, the customer shall pay the remaining net book value for any infrastructure investments made specifically for the customer as specified in the service contract.

The customer shall be billed under this rate schedule beginning the date Electric Power is delivered through the dedicated substation. Electric Power used during the construction of the customer’s facilities before Electric Power is delivered through the dedicated substation will be billed on the applicable primary or secondary voltage rate schedule. The customer must achieve its contracted load within five (5) years from the effective date of the service contract. Should the customer not achieve its contractual load estimate, the customer will be placed on the applicable rate schedule.

Nature of Service - The service is alternating current, 60 hertz, three phase. The primary voltage is determined by the BWL.

Monthly Rate - Shall be computed in accordance with the following charges:

	<u>11/1/2022</u>	
Basic Service Charge	\$5,000.00	Per month
Capacity Charge		
On-Peak Billing Demand	\$6.75	Per kW for all kW of On-Peak Billing Demand
Maximum Demand	\$5.25	Per kW for all kW of Maximum Demand
Commodity Charge	\$0.0417	Per kWh for all kWh
Incremental Transmission & Distribution Facilities Charge		Per service contract terms for the incremental transmission & distribution facilities provided by the BWL
Power Factor Charge		See Power Factor section below

Minimum Bill - The Minimum Bill is based on 30MW of On-Peak Billing Demand at the contractual load factor estimate for all billing determinants above once the 5-year initial term has completed.

Schedule of On-Peak and Off-Peak Hours - The following schedule shall apply Monday through Friday, including weekday U.S. Holidays when applicable. Saturday and Sunday are Off-Peak. Designated NERC/MISO weekday holidays, as shown in the Rules and Regulations, will be considered Off-Peak.

- A) On-Peak Hours: 10:00AM to 6:00PM
- B) Off-Peak Hours: 6:00PM to 10:00AM

Surcharges and Riders - Service under this rate is subject to surcharges and riders as defined on a separate surcharge or rider schedule.

Fee and Tax Adjustment - Any taxes, assessments, franchise fees, or any other charges or fees levied by a governmental entity or political subdivision upon BWL property, operations, or the production, distribution or sale of electric power, will be in addition to the rates set forth herein.

Rules and Regulations - Service under this rate is subject to the BWL Rules and Regulations for Electric Service hereby incorporated by reference.

On-Peak Billing Demand: The On-Peak Billing Demand shall be the kW supplied during the 15-minute period of maximum use during the On-Peak Period during the billing month, but the On-Peak Billing Demand shall never be less than 50% of the highest On-Peak Billing Demand of the preceding 11 billing months.

Maximum Demand: The Maximum Demand shall be the kW supplied during the 15-minute period of maximum use during the billing month, whether on-peak or off-peak, but the Maximum Demand shall never be less than 50% of the highest Maximum Demand of the preceding 11 billing months.

Metering - Where the BWL elects to measure the service on the secondary side of the substation transformers, the metered kW and kWh thus measured will be increased by 3% for billing purposes to adjust for transformer losses. Where the customer receives service through more than one meter, consumption as registered by the different meters will not be combined for billing purposes but will be billed and computed separately.

Power Factor Charge - This rate requires a determination of the average Power Factor maintained by the customer during the billing period. Such average Power Factor shall be determined through metering of lagging Kilovar-hours and Kilowatt-hours during the billing period. The calculated ratio of lagging Kilovar-hours to Kilowatt-hours shall then be converted to the average Power Factor for the billing period by using the appropriate conversion factor. If the average Power Factor during the billing period is less than 0.950, a penalty will be applied to all commodity and capacity-based charges in accordance with the following table. A Power Factor less than 0.850 is not permitted and necessary corrective equipment must be installed by the customer. After 6 consecutive months below 0.850 Power Factor, the customer may be turned off until corrective equipment is installed.

Power Factor	Power Factor Penalty Charge
Greater than or equal to 0.950	0.0%
0.940 to 0.949	1.1%
0.930 to 0.939	2.2%
0.920 to 0.929	3.3%
0.910 to 0.919	4.4%
0.900 to 0.909	5.6%
0.890 to 0.899	6.7%
0.880 to 0.889	8.0%
0.870 to 0.879	9.2%
0.860 to 0.869	10.5%
0.850 to 0.859	11.8%
Below 0.850	15.0%

Equipment Supplied by Customer - The customer shall be responsible for furnishing, installing and maintaining all necessary and approved transforming, controlling and protective equipment required for service beyond the BWL primary-voltage Service Location.

Alternate Primary Source - Should the customer request the BWL to provide an Alternate Primary Source as provided for in the Rules and Regulations for added reliability, the customer will be subject to a standby charge for the ongoing operations and maintenance of the Alternate Primary Source of \$2.21 per kW of Maximum Demand.

Resale of Electric Power – This rate is not eligible for resale of electric power as provided for in the Rules and Regulations.

Application Charge - A \$10.00 charge shall be added to the first regular bill for turning on service at a Premises irrespective of prior service with the BWL.



**STANDARD STREET LIGHTING ELECTRIC SERVICE
RATE CODE: SL1**

Availability - Available to any political subdivision or agency of the State of Michigan for street lighting service for any system consisting of one or more luminaires where the Lansing Board of Water & Light (“BWL”) has an existing distribution system with secondary voltage available. Luminaires may be installed with no limitations as to spacing between luminaires. Where an overhead line extension is required to serve one or more luminaires, the BWL will furnish 350 linear feet of line extension per luminaire served from such extension.

Nature of Service - The BWL will furnish, install, own, operate, and maintain all equipment comprising the street lighting system, and supply the unmetered energy. The BWL reserves the right to furnish service from either a series or multiple system or both.

Monthly Rate - Shall be computed in accordance with the following charges:

	11/1/2022
High Pressure Sodium Luminaire¹	
70 W	\$10.00
100 W	\$11.00
150 W	\$13.00
250 W	\$16.00
400 W	\$20.00
1000 W	\$41.50
Mercury Vapor Luminaire²	
100 W	\$10.50
175 W	\$12.50
250 W	\$15.00
400 W	\$19.00
1000 W	\$36.50
Metal Halide Luminaire¹	
175 W ²	\$22.00
250 W ²	\$25.50
400 W	\$25.50
1000 W	\$49.50
1500 W	\$76.00
Induction Luminaire¹	
85 W	\$10.50
165 W	\$12.50
LED Decorative Luminaire	
1-19 W	\$13.00
20-39 W	\$13.50
40-59 W	\$14.50
60-79 W	\$15.00
80-99 W	\$15.50

¹ Rates apply to existing luminaires and are subject to cost and availability for new business.

² Rates apply to existing luminaires only and are not open to new business.

100-119 W	\$16.50
120-139 W	\$17.00
140-159 W	\$17.50
160-179 W	\$18.00
180-199 W	\$19.00
200-219 W	\$19.50
220-239 W	\$20.00
240-259 W	\$20.50
260-279 W	\$21.00
280-299 W	\$22.00
300-319 W	\$22.50
320-339 W	\$23.00
340-359 W	\$23.50
360-379 W	\$24.50
380-399 W	\$25.00
LED End Mount Luminaire	
1-19 W	\$11.00
20-39 W	\$12.00
40-59 W	\$12.50
60-79 W	\$13.00
80-99 W	\$13.50
100-119 W	\$14.00
120-139 W	\$15.00
140-159 W	\$15.50
160-179 W	\$16.00
180-199 W	\$16.50
200-219 W	\$17.50
220-239 W	\$18.00
240-259 W	\$18.50
260-279 W	\$19.50
280-299 W	\$20.00
300-319 W	\$20.50
320-339 W	\$21.00
340-359 W	\$22.00
360-379 W	\$22.50
380-399 W	\$23.00
LED Flood Luminaire	
1-19 W	\$13.00
20-39 W	\$13.50
40-59 W	\$14.00
60-79 W	\$15.00
80-99 W	\$15.50
100-119 W	\$16.00
120-139 W	\$16.50
140-159 W	\$17.50
160-179 W	\$18.00
180-199 W	\$18.50
200-219 W	\$19.50
220-239 W	\$20.00
240-259 W	\$20.50
260-279 W	\$21.00
280-299 W	\$22.00
300-319 W	\$22.50
320-339 W	\$23.00

340-359 W	\$23.50
360-379 W	\$24.50
380-399 W	\$25.00

Monthly Rate (continued)

Plus, an additional monthly charge, depending on type of installation, of:

	11/1/2022
Wood Pole – Overhead Service	\$7.30
Wood Pole – Underground Service	\$11.30
Concrete Pole – Overhead Service	\$18.00
Concrete Pole – Underground Service	\$18.00
Post Top – Concrete	\$11.30
Historic – Single Top	\$37.50
Large Historic – Dual Top	\$75.20
Small Historic – Dual Top	\$63.20
Wall/Tunnel – 8760 Hours	\$15.80
Wall/Tunnel – 4200 Hours	\$9.70
Bollard	\$31.90

Note: Luminaires installed on existing poles will be charged only the applicable rate for the luminaire. None of the additional charges above will be applied.

Customer Contribution - The monthly rates are based on fixtures normally stocked by the BWL and installed utilizing normal construction techniques. The BWL may, at its option, upon customer request install a street lighting system not covered by the rates above. Such requests shall be subject to the terms and conditions of Electric Rate SL2.

Unit Replacement - The BWL may, at its option, upon customer request replace existing street light units. After installation, the customer shall make a one-time contribution equal to the undepreciated value of the unit plus the cost of removal.

Surcharges and Riders - Service under this rate is subject to surcharges and riders as defined on a separate surcharge or rider schedule.

Fee and Tax Adjustment - Any taxes, assessments, franchise fees, or any other charges or fees levied by a governmental entity or political subdivision upon BWL property, operations, or the production, distribution or sale of electric power, will be in addition to the rates set forth herein.

Rules and Regulations - Service under this rate is subject to the BWL Rules and Regulations for Electric Service hereby incorporated by reference.



**SPECIALITY FACILITIES STREET LIGHTING ELECTRIC SERVICE
RATE CODE: SL2**

Availability - Available to any political subdivision or agency of the State of Michigan for non-standard Lansing Board of Water & Light (“BWL”) street lighting service for any system consisting of one or more luminaires where the BWL has an existing distribution system with secondary voltage available.

Nature of Service - The BWL will furnish, install, own, operate, and maintain all equipment comprising the street lighting system, and supply the unmetered energy. The BWL reserves the right to furnish service from either a series or multiple system or both.

Annual Rate - The annual rate per luminaire with fixture and setting, payable in twelve monthly installments, shall consist of an annual energy charge and an annual facilities charge, as set forth below:

	<u>11/1/2022</u>
High Pressure Sodium Luminaire	\$0.73 per watt of rated energy usage
Metal Halide Luminaire	\$0.97 per watt of rated energy usage
LED Luminaire	\$0.53 per watt of rated energy usage

Annual Facilities Charge - The Annual Rate to recover the cost of luminaires, poles, attachments, and other equipment installed to provide service under this rate schedule, including the total facilities cost less any customer contributions, projected annual maintenance cost, and return on investment. The annual facilities charge for each luminaire and setting will be specified in the service contracts with each customer.

Unit Replacement - The BWL may, at its option, upon customer request replace existing street light units. After installation, the customer shall make a one-time contribution equal to the undepreciated value of the unit plus the cost of removal.

Surcharges and Riders - Service under this rate is subject to surcharges and riders as defined on a separate surcharge or rider schedule.

Fee and Tax Adjustment - Any taxes, assessments, franchise fees, or any other charges or fees levied by a governmental entity or political subdivision upon BWL property, operations, or the production, distribution or sale of electric power, will be in addition to the rates set forth herein.

Rules and Regulations - Service under this rate is subject to the BWL Rules and Regulations for Electric Service hereby incorporated by reference.



**CUSTOMER OWNED STREET LIGHTING ELECTRIC SERVICE
RATE CODE: SLCUST**

Availability - Available to any political subdivision or agency of the State of Michigan for street lighting service for any system consisting of one or more luminaires where the Lansing Board of Water & Light (“BWL”) has an existing distribution system available.

Effective March 1, 2011, this rate is not open to new business.

Nature of Service - The BWL will connect the customer’s equipment to BWL lines, furnish the control equipment, supply the unmetered energy, control the burning hours of the lamps, provide normal replacement of luminaire refractors, control devices and lamps. The customer will furnish, install and own all equipment comprising the street lighting system, including, but not limited to the overhead wires or underground cables between luminaires and the supply circuits extending to the point of attachment with the BWL. All maintenance and replacement of the customer’s equipment except normal lamp and glass replacement shall be paid by the customer. The BWL reserves the right to furnish service from either a series or multiple system or both.

Monthly Rate - Shall be computed in accordance with the following charges:

	11/1/2022
High Pressure Sodium Luminaire¹	
70 W	\$4.80
100 W	\$5.80
150 W	\$7.50
250 W	\$9.80
400 W	\$14.20
1000 W	\$33.40
Mercury Vapor Luminaire¹	
175 W	\$6.80
250 W	\$9.00
400 W	\$12.90
1000 W	\$28.40
Incandescent Luminaire¹	
2500 L	\$9.30
4000 L	\$14.90
6000 L	\$18.10
LED Luminaire	
1-19 W	\$4.40
20-39 W	\$4.90
40-59 W	\$5.50
60-79 W	\$6.20
80-99 W	\$6.70
100-119 W	\$7.30
120-139 W	\$7.80
140-159 W	\$8.50
160-179 W	\$9.10

¹ Rates apply to existing luminaires only and are not open to new business.

180-199 W	\$9.70
200-219 W	\$10.20
220-239 W	\$10.90
240-259 W	\$11.40
260-279 W	\$12.00
280-299 W	\$12.60
300-319 W	\$13.20
320-339 W	\$13.80
340-359 W	\$14.30
360-379 W	\$14.90
380-399 W	\$15.60

Maintenance Charge - The actual labor, material, miscellaneous and indirect charges experienced maintaining street light units during the preceding month.

Combined Rates - The monthly rate for units consisting of more than one luminaire shall be the appropriate combination of individual unit charges above.

Special Terms and Conditions - The BWL reserves the right to make special contractual arrangements as to termination charges, contributions in aid of construction, term or other special considerations when the customer requests service, equipment or facilities not normally provided under this rate.

Surcharges and Riders - Service under this rate is subject to surcharges and riders as defined on a separate surcharge or rider schedule.

Fee and Tax Adjustment - Any taxes, assessments, franchise fees, or any other charges or fees levied by a governmental entity or political subdivision upon BWL property, operations, or the production, distribution or sale of electric power, will be in addition to the rates set forth herein.

Rules and Regulations - Service under this rate is subject to the BWL Rules and Regulations for Electric Service hereby incorporated by reference.



**OUTDOOR LIGHTING ELECTRIC SERVICE
RATE CODE: OLS**

Availability - This rate is available to any Lansing Board of Water & Light (“BWL”) customer located within the BWL service area for dusk to dawn lighting of a Premises. The BWL furnishes and maintains all lights. The installation will overhang private property from existing or new poles set at points accessible to BWL construction and maintenance equipment. This rate is not available for purposes of street, highway, or public thoroughfare lighting.

Monthly Rate - Shall be computed in accordance with the following charges:

<i>Luminaires on Overhead Mast Arm on existing BWL poles</i>	11/1/2022
High Pressure Sodium¹	
100 W	\$14.20
250 W	\$22.50
400 W	\$25.60
Mercury Vapor²	
175 W	\$14.90
400 W	\$25.60
LED End Mount	
1-19 W	\$10.40
20-39 W	\$11.00
40-59 W	\$11.60
60-79 W	\$12.20
80-99 W	\$12.80
100-119 W	\$13.40
120-139 W	\$14.00
140-159 W	\$14.50
160-179 W	\$15.10
180-199 W	\$15.70
200-219 W	\$16.30
220-239 W	\$16.90
240-259 W	\$17.50
260-279 W	\$18.10
280-299 W	\$18.70
300-319 W	\$19.30
320-339 W	\$19.80
340-359 W	\$20.40
360-379 W	\$21.00
380-399 W	\$21.60

¹ Rates apply to existing luminaires and are subject to cost and availability for new business.

² Rates apply to existing luminaires only and are not open to new business.

Floodlighting Luminaires on Bracket Arm on existing BWL poles	11/1/2022
High Pressure Sodium³	
100 W	\$18.90
250 W	\$25.40
400 W	\$29.80
Metal Halide³	
400 W	\$37.00
1000 W	\$64.00
1500 W	\$88.80
LED Flood	
1-19 W	\$12.20
20-39 W	\$12.80
40-59 W	\$13.40
60-79 W	\$13.90
80-99 W	\$14.50
100-119 W	\$15.10
120-139 W	\$15.70
140-159 W	\$16.30
160-179 W	\$16.90
180-199 W	\$17.50
200-219 W	\$18.10
220-239 W	\$18.70
240-259 W	\$19.20
260-279 W	\$19.80
280-299 W	\$20.40
300-319 W	\$21.00
320-339 W	\$21.60
340-359 W	\$22.20
360-379 W	\$22.80
380-399 W	\$23.40

In the event additional facilities or rearrangement of existing facilities is required, the BWL shall install, operate and maintain such facilities for the following monthly charges.

Type of Facilities	11/1/2022
35-foot wood poles including span of overhead secondary extension	\$16.10 Per pole
37-foot concrete pole including span of overhead secondary extension	\$26.70 Per pole
Other facilities, hand set poles, or rearrangement of existing facilities	1.67% Of estimated cost

Surcharges and Riders - Service under this rate is subject to surcharges and riders as defined on a separate surcharge or rider schedule.

Fee and Tax Adjustment - Any taxes, assessments, franchise fees, or any other charges or fees levied by a governmental entity or political subdivision upon BWL property, operations, or the production, distribution or sale of electric power, will be in addition to the rates set forth herein.

Rules and Regulations - Service under this rate is subject to the BWL Rules and Regulations for Electric Service hereby incorporated by reference.

³ Rates apply to existing luminaires and are subject to cost and availability for new business.

Service Contract - A written service agreement shall be entered into to take BWL service for a term of years determined as follows:

- a) One year, if additional facilities are not required, or
- b) Three years, if additional facilities are required
- c) Five years, for metal halide lamps or if monthly facilities charges are calculated at 1.67% of estimated cost,
- d) Ten years, if special contractual arrangements are made.

In the event the customer discontinues service before the end of the agreement term, the established rate for the remaining portion of the agreement shall immediately become due and payable. The BWL will replace lamps or make repairs when practicable after the customer has reported that the installation requires servicing. Such replacements and repairs will be made during regular working hours. The BWL may refuse or restrict the service provided in this rate to seasonal type customers and/or may require such customers to pay for the service annually in advance where the permanency of the customer is doubtful or has not been demonstrated by the customer. If relocation, including adjustment, of the outdoor light or relocation of other facilities used in connection with the light is desired by the customer during the term of the contract, the BWL will provide this service, if feasible, at the customer's expense.



**UNMETERED DEVICES ELECTRIC SERVICE
RATE CODE: UNM**

Availability - This rate is available to Unmetered Devices, such as Community Antenna Television Service Companies (CATV), wireless access companies, or security camera companies for unmetered Power Supply Units.

Where the Lansing Board of Water & Light's ("BWL") total investment to serve an individual Premises exceeds three times the annual revenue to be derived from such Premises, a contribution to the BWL shall be required for the excess.

Nature of Service - The service is alternating current, 60 hertz, single phase, 120/240 nominal volts.

Monthly Rate - Shall be computed in accordance with the following charges:

	<u>11/1/2022</u>
Basic Service Charge	\$4.75 Per month
Commodity Charge	\$0.0921 Per kWh for all kWh

Determination of kWh - Monthly kWh shall be determined by multiplying the total connected load in kW times 730 hours.

The kWh for CATV Power Supply Units shall be 50% of the total kWh as determined from the manufacturer's rated input capacity of the Power Supply Units or the actual test load, whichever is greater.

The kWh for Wireless Access and Security Camera Power Supply Units shall be 100% of the total kWh as determined from the manufacturer's rated input capacity of the Power Supply Units or the actual test load, whichever is greater.

The BWL may, at its option, install test meters for the purpose of determining the monthly kWh usage to be used for billing purposes.

Minimum Bill - The Minimum Bill is the Basic Service Charge included in the Monthly Rate.

Surcharges and Riders - Service under this rate is subject to surcharges and riders as defined on a separate surcharge or rider schedule.

Fee and Tax Adjustment - Any taxes, assessments, franchise fees, or any other charges or fees levied by a governmental entity or political subdivision upon BWL property, operations, or the production, distribution or sale of electric power, will be in addition to the rates set forth herein.

Rules and Regulations - Service under this rate is subject to the BWL Rules and Regulations for Electric Service hereby incorporated by reference.

Application Charge - A \$10.00 charge shall be added to the first regular bill for turning on service at a Premises irrespective of prior service with the BWL.



**TRAFFIC SIGNAL UNMETERED DEVICES ELECTRIC SERVICE
RATE CODE: UNMT**

Availability - This rate is available to the US Government, any political subdivision or agency of the State of Michigan, and any public or private school district for lamp installations maintained for traffic regulation or guidance, as distinguished from street illumination and police signal systems.

Where the Lansing Board of Water & Light's ("BWL") total investment to serve an individual Premises exceeds three times the annual revenue to be derived from such Premises, a contribution to the BWL shall be required for the excess.

Nature of Service - The service is alternating current, 60 hertz, single phase, 120/240 nominal volts.

Monthly Rate - Shall be computed in accordance with the following charges:

Part 1: Electric Service

Basic Service Charge

11/1/2022

\$4.75 Per month

Commodity Charge

\$0.0921 Per kWh for all kWh

Part 2: Maintenance Charge

The actual labor, material, miscellaneous and indirect charges experienced maintaining and relamping traffic signals during the preceding month.

Determination of kWh - Monthly kWh shall be determined by multiplying the total connected load in kW (including the lamps, ballasts, transformers, amplifiers, and control devices) times 730 hours.

The kWh for cyclical devices shall be 50% of the total kWh so calculated.

The kWh of continuous, non-intermittent devices shall be 100% of the total kWh so calculated.

The kWh of devices used for the control of school traffic, and operated not more than six hours per day during the school year only, shall be 10% of the continuous or cyclical kWh so calculated.

The BWL may, at its option, install test meters for the purpose of determining the monthly kWh usage to be used for billing purposes.

Minimum Bill - The Minimum Bill is the Basic Service Charge included in the Monthly Rate.

Surcharges and Riders - Service under this rate is subject to surcharges and riders as defined on a separate surcharge or rider schedule.

Fee and Tax Adjustment - Any taxes, assessments, franchise fees, or any other charges or fees levied by a governmental entity or political subdivision upon BWL property, operations, or the production, distribution, or sale of electric power, will be in addition to the rates set forth herein.

Rules and Regulations - Service under this rate is subject to the BWL Rules and Regulations for Electric Service hereby incorporated by reference.

Application Charge - A \$10.00 charge shall be added to the first regular bill for turning on service at a Premises irrespective of prior service with the BWL.



STANDBY RATE FOR DISPATCHABLE GENERATORS RIDER CODE: STBY

Availability – Required for use by Lansing Board of Water & Light’s (“BWL”) customers utilizing dispatchable generation such as cogeneration or combined heat and power systems. Customers must take service on rates MC1 or LC1 in combination with the Standby Rate for Dispatchable Generators.

Monthly Standby Rate - The monthly charge is the sum of the charges listed below for Secondary or Primary Service multiplied by the nameplate capacity of the generating unit(s) standby power is being provided for.

- Secondary Service Customer
 - \$8.46 per kW
- Primary Service Customer
 - \$8.09 per kW

Supplemental Power Rate - The supplemental power rate shall apply when the customer’s generation does not, on a basis to be determined by the BWL, provide all power requirements for the premises. The BWL will provide supplemental power at the published rates applicable for the nature of the supplemental power being provided.

Maintenance Power Rate - The maintenance power rate shall apply when customer schedules owned generation outages or derates for maintenance or other services. Scheduling is defined as submitting a written notice to the BWL contact designated in the applicant’s Parallel Operating Agreement five business days before the scheduled outage.

- Commodity charge will be based on the BWL’s published rates applicable for the amount and nature of the maintenance power being provided.
- Demand Charges:
 - If the scheduled outage is during off-peak times, no demand charges will be assessed.
 - If the scheduled outage is not within off-peak times, a daily on-peak demand charge of \$0.62/kW of nameplate generation capacity will be assessed.

Backup Power Rate - The backup power rate shall apply for all unscheduled generator outages or derates.

- Commodity charge will be based on the BWL’s published rates applicable for the amount and nature of the maintenance power being provided.
- Demand Charges:
 - If the scheduled outage is during off-peak times, no demand charges will be assessed.
 - If the scheduled outage is not within off-peak times, a daily on-peak demand charge of \$12.34/kW of nameplate generation capacity will be assessed.

Stranded Cost Rate – The stranded costs rate shall be calculated using the following formula:

- $Stranded\ Cost = LR - (SC + MV + CV)$; where
 - LR = total BWL Lost Revenue caused by installation of generating unit by customer
 - SC = Standby Charges paid by customer
 - MV = Market Value of power produced from generating unit adjusted for system losses. Market Value of power is the greater of locational marginal price (LMP) or BWL’s avoided fuel costs. LMP is measured at the CONS.LANS node from the MISO (Mid-Continent Independent System Operator) Michigan Trading Hub.
 - CV = Capacity Value of generating unit(s) based on its nameplate capacity
- Lost Revenue is the cost left stranded due to installation of the customer owned generation unit. Capacity of the generating unit shall be defined as the nameplate capacity under the interconnection agreement.
- Lost Revenue, Capacity Value, and Market Value of energy are estimated, subject to true-up at the conclusion of the first year of operation.
- Stranded Cost is determined annually.

- Stranded Costs will be charged to the customer in equal monthly installments over the twelve-month period following determination of the Costs. The Stranded Cost calculation will be charged for a maximum of seven years, or until BWL obtains additional generation supply to meet the resource adequacy requirements for its customers whichever occurs first.

Fee and Tax Adjustment - Any taxes, assessments, franchise fees, or any other charges or fees levied by a governmental entity or political subdivision upon BWL property, operations, or the production, distribution or sale of electric power, will be in addition to the rates set forth herein.

Rules and Regulations - Service under this rate is subject to the BWL Rules and Regulations for Electric Service hereby incorporated by reference.



**POLE ATTACHMENT
RATE CODE: E41**

Availability - This rate is available to any Lansing Board of Water & Light (“BWL”) customer desiring to attach cable, wire, or equipment to BWL-owned distribution or transmission poles and for which the BWL does not attach distribution cables and wires to poles owned by the attaching customer.

Effective 7/1/2023, this rate will be closed, and all pole attachment fees and charges will be reflected in the BWL Rules and Regulations.

Nature of Service - This rate is only available for installations of one year or more and requires the customer to enter into an attachment agreement with the BWL before any attachment is made. All attachments to BWL poles are subject to approval by the BWL. Energy used by any attached equipment shall be billed under a separate rate.

Annual Rate - Shall be computed in accordance with the following charges:

11/1/2022

Basic Service Charge

Cable or Wire Attachments	\$7.74 Per attachment per year or part thereof, \$300.00 minimum
Equipment Attachments	\$19.02 Per attachment per year or part thereof, \$300.00 minimum

Unauthorized Attachment Charge	In addition to the Basic Service Charge, a penalty of five times the Annual Rate shall be charged for each unauthorized attachment each year or part thereof, with charges beginning on the date of attachment.
--------------------------------	---

Application Charge - A non-refundable application charge will apply in accordance with the Rules and Regulations.

Fee and Tax Adjustment - Any taxes, assessments, franchise fees, or any other charges or fees levied by a governmental entity or political subdivision upon BWL property, operations, or the production, distribution or sale of electric power, will be in addition to the rates set forth herein.

Rules and Regulations - Service under this rate is subject to the BWL Rules and Regulations for Electric Service hereby incorporated by reference.

For existing pole attachment customers, this rate will become effective the later of July 1, 2018 or at the termination of their existing agreements with the BWL.



**POWER SUPPLY COST RECOVERY ADJUSTMENT
RIDER CODE: PSCR**

The Power Supply Cost Recovery (PSCR) Adjustment permits the monthly adjustment of rates for the costs incurred in supplying electricity. All electric rates with a kWh billing determinant are subject to the PSCR Adjustment, as defined in the table of eligible rates below. In applying the PSCR Adjustment, the applicable rate per kWh shall be increased or decreased by the amount of the current PSCR Adjustment.

The PSCR Adjustment shall be reviewed and, as necessary, revised periodically in accordance with the provisions of this schedule, but not less frequently than every twelve months.

Power Supply Cost Recovery (PSCR) Adjustment - The amount per kWh by which the applicable rates shall be adjusted for billing in each month.

Power Supply Cost - Those costs incurred in supplying electricity. Costs include, but are not limited to, fuel burned and fuel related cost, fuel transportation, pre and post combustion fuel additives, fuel procurement, environmental allowances, costs of power purchase agreements, market energy, capacity, and ancillary services costs, and transmission costs.

Over/Under Recovery - The difference between actual Power Supply Cost for prior months and the amount of Power Supply Cost recovered by means of the Base Cost of Power Supply and the Power Supply Cost Recovery Adjustment. The Over/Under Recovery shall be added to the Power Supply Cost for purposes of computing the PSCR Adjustment for each month. Power Supply Cost will be offset with net wholesale energy, capacity, ancillary services, and transmission revenues.

Base Cost of Power Supply - The average Power Supply Cost included in the energy rates of the various rate schedules. Such amount shall not be recovered by means of the PSCR Adjustment. The current Base Cost of Power Supply is \$0.0361 per kWh sold.

Eligible Rates - The following rates will be subject to the PSCR Adjustment:

RES1	RESTOU	RES22
RES21	OPTO	OPTOS
SC1	SCTOU	MC1
MCTOU	MCEV	MCHLF
LC1	LCTOU	LCEV
LCHLF	XL1	XLHLF
EDHLF	UNM	UNMT
Other per Contract Terms		



**ELECTRIC ENVIRONMENTAL CHARGE
RIDER CODE: ENVE**

Purpose - The Electric Environmental Charge permits the recovery of costs and expenses incurred from environmental remediation and mitigation activities that are required as matter of agreement, order, decree, or law. All electric rates with a kWh billing determinant are subject to the Electric Environmental Charge, as defined in the table of eligible rates below. All revenues collected from the Electric Environmental Charge will be directly applied to offset these environmental expenses and other associated expenses. The Electric Environmental Charge shall be reviewed and revised periodically in accordance with the provisions of this schedule and until the balance is zero. Should the Electric Environmental Charge collect revenues in excess of environmental expenses, the difference shall be refunded to the applicable rates.

Electric Environmental Charge - The current charge is **\$0.0006/kWh**

Eligible Rates - The following rates will be subject to the Electric Environmental Charge:

RES1	RESTOU	RES22
RES21	OPTO	OPTOS
SC1	SCTOU	MC1
MCTOU	MCEV	MCHLF
LC1	LCTOU	LCEV
LCHLF	XL1	XLHLF
EDM	EDHLF	UNM
UNMT	Other per Contract Terms	



**RENEWABLE ENERGY PLAN SURCHARGE
RIDER CODE: REP**

Purpose - The Renewable Energy Plan Surcharge (REP Surcharge) is designed to recover Renewable Energy Plan program costs, as required by 2016 PA 342.

The REP Surcharge will appear as a line item on the customer's bill.

The REP Surcharge shall be reviewed and revised periodically in accordance with the provisions of this schedule, not to exceed the maximum surcharge allowed under the provisions of 2016 PA 342.

Monthly Surcharge - Current Monthly REP Surcharges are as follows:

Rate Schedule	REP Surcharge	
<u>Residential</u>		
RES1	\$0.00	Per Month
RESTOU	\$0.00	Per Month
RES21	\$0.00	Per Month
OPTO	\$0.00	Per Month
OPTOS	\$0.00	Per Month
<u>Small Commercial</u>		
SC1	\$0.00	Per Month
SCTOU	\$0.00	Per Month
<u>Midsized Commercial</u>		
MC1	\$0.00	Per Month
MCTOU	\$0.00	Per Month
MCHLF	\$0.00	Per Month
<u>Large Commercial & Industrial</u>		
LC1	\$0.00	Per Month
LCTOU	\$0.00	Per Month
LCHLF	\$0.00	Per Month
<u>Extra Large Industrial</u>		
XL1	\$0.00	Per Month
XLHLF	\$0.00	Per Month
<u>Economic Development Industrial</u>		
EDM	\$0.00	Per Month
EDHLF	\$0.00	Per Month
<u>Other Electric Service</u>		
SL1	\$0.00	Per Luminaire per Month
SL2	\$0.00	Per Luminaire per Month
SLCUST	\$0.00	Per Luminaire per Month
UNM	\$0.00	Per Month
UNMT	\$0.00	Per Month



VOLUNTARY RENEWABLE ENERGY RIDER
RIDER CODE: VRER

Availability - This rider is available to Lansing Board of Water & Light (“BWL”) customers making use of any BWL Electric Rate Schedule. The program will be capped based on availability of renewable energy.

Nature of Service – The BWL will provide renewable energy to enrolled participants; however, the BWL cannot guarantee that the actual electricity delivered to each participant’s Premises at any specific time will be produced from a renewable energy resource. The renewable energy will be either provided in blocks of 250 kWh or in 5% increments of the customer’s total energy consumption, with each participant determining the number of blocks or the percentage they wish to purchase for a Premises. The participant will be billed for the amount of renewable energy purchased, regardless of actual kWh usage at the enrolled Premises. If the customer purchases enough renewable energy to offset their annual kWh usage at the enrolled Premises, the participant is eligible to claim their enrolled Premises is served with 100% renewable energy, as renewable energy credits associated with the renewable energy purchased through this rider will be retired and will not be used to fulfill BWL’s renewable energy compliance requirements or otherwise disposed of.

Monthly Rate - BWL will publish the price for renewable energy on its website. This price will increase or decrease from time to time based on cost and availability of renewable energy resources.

Term and Form of Contract - All non-residential participants will be subject to a contract stating the amount of renewable energy they will be purchasing and the period of time they will be enrolled in the rider.



RENEWABLE ENERGY DISTRIBUTED GENERATION RIDER RIDER CODE: DG

Purpose - This rider provides the ability for Lansing Board of Water & Light (“BWL”) customers with on-site generated renewable energy to send renewable energy back to the electric grid when their generation exceeds their own consumption at the participating Premises.

Availability - Renewable Energy Distributed Generation (“DG”) rider participants must be an electric customer making use of any metered BWL Electric Rate Schedule. The DG Program will be voluntary and the selection of a Premises for participation in the DG program shall be based on the order in which the applications for the DG program are received by the BWL.

The customer’s renewable energy generating system may be limited, at BWL’s sole discretion, to geographical regions within the BWL’s service territory depending on infrastructure capacity.

Eligible Renewable Energy Resources - The customer’s renewable energy generating system must generate a portion or all of the retail electricity requirements at the Premises using a renewable energy resource including but not limited to the following: Biomass, Solar Photovoltaic, Storage or Wind. Other renewable energy resources not included in the list above must be approved by the BWL in advance of construction.

Generation and Interconnection Requirements - The customer’s renewable energy generating system and related equipment must be located on the Premises and serve only the Premises on the associated Account. DG applicants may apply to install generating systems of any capacity, but will be responsible for the cost of any resulting infrastructure upgrades to the BWL’s electric distribution system prior to energizing the generating system or as deemed necessary by the BWL and in accordance with the Rules and Regulations. The BWL, at its discretion, will make the final determination of the acceptable size of the renewable energy generating system eligible for participation. Before energizing an eligible renewable energy generating system, the applicant must: a) provide proof to the BWL that the generator has passed all applicable service upgrade and electrical inspections with the appropriate authority having jurisdiction, b) have signed a parallel operating agreement, and c) have permission to operate in writing from the BWL. The applicant cannot participate in the Advanced Meter Opt-Out Program as defined in the Rules and Regulations.

Distributed Generation Billing - All approved DG program applicants will be billed using an Inflow/Outflow methodology. Inflow to the customer’s Premises (delivered energy from the BWL) will be charged at the customer’s selected retail rate. Outflow from the customer’s Premises (received energy by the BWL) will be credited back to the customer monthly bill in the form of a reduction. The value of Outflow energy will be credited back the energy and capacity value of the resource, less 0.5 cents per kWh for administration of the DG program.

The energy value will be equal to the month’s average On-Peak Real-Time Locational Marginal Price (“LMP”) at the CONS.LANS node.

The capacity value will be equal to the MISO Zone-7 Planning Resource Auction capacity price multiplied by the capacity credit given by MISO for the same technology as the customer’s renewable energy generating system. This value will be credited on a per kWh basis based on the expected annual capacity factor for the renewable energy generating system.

Renewable Energy Credits – Customers may elect to sell their Renewable Energy Credits (“RECS”) to the BWL and receive additional value for Outflow energy. Customers who choose to sell their RECS to the BWL must sign a separate agreement with the BWL to allow the BWL to register their eligible renewable energy generating system in the Michigan Renewable Energy Certification System (“MIRECS”), enter generation data, and transfer the RECS to the BWL. The BWL will periodically update the price for RECS. The RECS will be measured from the Outflow of the customer’s bidirectional meter and will be the same meter used for the customer’s monthly billing.

Rules and Regulations - Service under this rider is subject to the BWL Rules and Regulations for Electric Service and the Renewable Energy Distributed Generation Program Standards hereby incorporated by reference. The BWL reserves the right to revise the terms and conditions including any electric energy buy-back pricing rates of future DG programs.



RENEWABLE ENERGY NET METERING RIDER RIDER CODE: NM

Purpose - This rider provides any Lansing Board of Water & Light (“BWL”) customers with on-site generated renewable energy to send renewable energy back to the electric grid when their generation exceeds their own consumption at the participating Premises.

Availability – This rider is closed to new customers and only available to customers who have signed a parallel operating agreement before November 1, 2022. Customers enrolled in this rider on November 1, 2022 will be allowed to remain on the rider until November 1, 2032. This rider is non-transferrable.

Net Metering rider participants must be an electric customer making use of any metered BWL Electric Rate Schedule. The Net Metering Program will be voluntary and selection of Premises for participation in the net metering program shall be based on the order in which the applications for the net metering program are received by the BWL. The Net Metering Program will be in effect until the total nameplate capacity of all participating generators is equal to the maximum program limit of 1% of the BWL peak load for the preceding calendar year. The renewable energy generating system will not exceed 50 kW per Premises and may be limited, at BWL’s sole discretion, to geographical regions within the BWL’s service territory.

Eligible Renewable Energy Resources - The customer’s renewable energy generating system must generate a portion or all of the retail electricity requirements at the Premises using a renewable energy resource including but not limited to the following: Biomass, Solar Photovoltaic or Wind. Other renewable energy resources not included in the list above must be approved in advance by the BWL.

Generation and Interconnection Requirements - The generation equipment must be located on the Premises and serve only the Premises on the associated Account. The Net Metering applicant shall be limited to generation capacity designed to meet the Premises’ electric demand and energy needs. The BWL, at its discretion, will make the final determination of the acceptable size of the renewable energy generating system eligible for participation. Before participating in the Net Metering Program, the generator’s Premises must be approved for parallel operation with BWL’s electric distribution system by meeting all interconnection requirements.

Monthly Rate - All Net Metering Service Locations will be billed \$5.00 per month to recover costs associated with operating the Net Metering Program.

Net Metering - Net metering Premises with a system capable of generating 20 kW or less shall qualify for true net metering. For Service Locations who qualify for true net metering, the net of the bidirectional flow of kWh across the Premises interconnection with the BWL distribution system during the billing period, including excess generation credits, shall be credited at the full retail energy (kWh) rate.

- a) The credit for Net Excess Generation (NEG), if any, shall appear on the next bill and any excess credit not used to offset current charges shall be carried forward for use in subsequent billing periods.
- b) Reconciliation of any NEG credits will occur at the end of each calendar year. At that time the customer’s NEG credit balance will be reset to zero and any NEG credits will be refunded at the average locational marginal price at the CONS.LANS node for the preceding year.
- c) If a customer leaves the provider’s system or service is terminated for any reason, the BWL shall refund to the Premises the remaining NEG credit amount. Remaining NEG credits will be refunded at the average locational marginal price at the CONS.LANS node for the preceding year.

Rules and Regulations - Service under this rider is subject to the BWL Rules and Regulations for Electric Service and the Renewable Energy Net Metering Program Standards hereby incorporated by reference. The BWL reserves the right to revise the terms and conditions including any electric energy buy-back pricing rates of future Net Metering programs.



ELECTRIC ECONOMIC DEVELOPMENT RIDER
RIDER CODE: EDRE

Purpose - The Lansing Board of Water & Light (“BWL”) provides economic incentives to its electric utility service customers with a goal of attracting new customers or supporting the expansion of existing businesses. The incentives are applied where, in the BWL’s judgment: a) the incentive is a major determining factor for the customer to take or add BWL service(s), and b) use of the incentive will result in economic and other benefits to the BWL and its customers.

Availability - This rider is available to customers who commit to creating new load or significantly increasing existing load by a minimum of 500 kW. The BWL will, in its sole discretion, determine the percentage and duration of the incentive offered to the customer based on the BWL approved economic development program. The customer may be required to enter into a written agreement that specifies its commitment to economic development and the BWL’s incentives and conditions of this Electric Economic Development Rider.

Monthly Discount

This rider provides for a discount on the customer’s monthly billing for the applicable Premises. The BWL will determine the appropriate discount on the new or increased load, which will not exceed the following schedule:

Eligible Rate Schedule	Maximum Percent Discount on Capacity and Commodity Charges				
	Year 1	Year 2	Year 3	Year 4	Year 5
MC1	30%	24%	18%	12%	6%
MCTOU					
MCHLF					
LC1					
LCTOU					
LCHLF					
XL1	40%	40%	20%	20%	10%
XLHLF					

Note: The discount percentages are maximum limits. The actual discount will be calculated based on the economic development program in effect.

At the end of the incentive period and all years thereafter, the customer will be billed according to the appropriate rate.

Load Eligible for Discount

For new customers, the discount will apply to all new load. For existing customers with expanded load, the BWL shall determine the load eligible for this rider, which may be based on the increase beyond historical load billed during the twelve (12) month period prior to the implementation of this Electric Economic Development Rider.



**RATE TRANSITION CREDIT
RIDER CODE: RTC**

Purpose - The purpose of the Rate Transition Credit (“RTC”) is to provide rate relief to select Commercial & Industrial customers that experience higher than average rate increases due to a transition to a new rate class. These customers have service characteristics that require a change from the rate class they were on prior to November 1, 2022. The credit will be determined by the BWL and will expire after one (1) year. The RTC Rider will end permanently on November 1, 2024.

Availability - Customer eligibility will be at the BWL’s discretion and will be evaluated on an individual customer basis. This rider will only be available to customers on rates SC1, MC1, and LC1 who were transferred to a different rate class based on their service characteristics. Customers must have an active BWL account in good standing to continue receiving the credit.

Eligible Rate Class Transfers - The below table includes which rate class transfers may be eligible for the Rate Transition Credit.

Prior Rate	New Rate
Rate 3	MC1
Rate 3	LC1
Rate 4	SC1
Rate 4	LC1
Rate 7	SC1
Rate 7	MC1
Rate 7	LC1
Rate 12	SC1
Rate 12	MC1
Rate 12	LC1

Monthly Discount - The RTC provides a percentage discount on the customer total billed amount for the eligible Account. The credit will appear as a line item on the customer’s monthly bill.



**RESIDENTIAL WATER SERVICE
RATE CODE: W01**

Availability - This rate is available to any Lansing Board of Water & Light (“BWL”) customer of a single-family dwelling or multifamily dwelling of four units or less served by one Premises.

Service under this rate is not available when a portion of the dwelling is used for commercial, industrial, or resale purposes unless the plumbing is so arranged that service for residential and non-residential purposes are metered separately on separate Accounts.

Monthly Rate - Shall be computed in accordance with the following charges:

11/1/2022

Basic Service Charge

<u>Meter Size</u>	
5/8" or 3/4"*	\$16.36 Per month
1"	\$38.72 Per month
1 ¼" or 1 ½"	\$86.35 Per month
2"	\$151.81 Per month

Commodity Charge

Block 1	\$3.40 Per CCF for the first 2 CCF of water
Block 2	\$4.35 Per CCF for all CCF over 2 CCF of water

* The BWL standard residential installation is a 1" service line with a ¾" meter. The BWL reserves the right, in its sole judgment, to install 5/8" meters on any new service installation when circumstances warrant.

Minimum Bill - The Minimum Bill shall be the above Basic Service Charge.

Surcharges and Riders – Service under this rate is subject to surcharges and riders as defined on a separate surcharge or rider schedule.

Fee and Tax Adjustment - Any taxes, assessments, franchise fees, or any other charges or fees levied by a governmental entity or political subdivision upon BWL property, operations, or the production, distribution or sale of water, will be in addition to the rates set forth herein.

Rules and Regulations - Service under this rate is subject to the BWL Rules and Regulations for Water Service hereby incorporated by reference.

Application Charge - A \$10.00 charge shall be added to the first regular bill for turning on service at a Premises irrespective of prior service with the BWL.



**GENERAL WATER SERVICE
RATE CODE: W02**

Availability - This rate is available to any Lansing Board of Water & Light (“BWL”) customer desiring water for any purpose when supplied at one Premises through one meter.

Monthly Rate - Shall be computed in accordance with the following charges:

11/1/2022

Basic Service Charge

Meter Size

5/8” or 3/4”*	\$16.36	Per month
1”	\$38.72	Per month
1 ¼” or 1 ½”	\$86.35	Per month
2”	\$151.81	Per month
3”	\$342.33	Per month
4”	\$610.26	Per month
6”	\$1,372.22	Per month
8”	\$2,438.06	Per month
10”	\$3,810.41	Per month

Commodity Charge

\$3.93 Per CCF of water

* The BWL standard installation is a 1” service line with a 3/4” meter. The BWL reserves the right, in its sole judgment, to install 5/8” meters on any new service installation when circumstances warrant.

Minimum Bill - The Minimum Bill shall be the above Basic Service Charge.

Surcharges and Riders - Service under this rate is subject to surcharges and riders as defined on a separate surcharge or rider schedule.

Fee and Tax Adjustment - Any taxes, assessments, franchise fees, or any other charges or fees levied by a governmental entity or political subdivision upon BWL property, operations, or the production, distribution or sale of water, will be in addition to the rates set forth herein.

Rules and Regulations - Service under this rate is subject to the BWL Rules and Regulations for Water Service hereby incorporated by reference.

Application Charge - A \$10.00 charge shall be added to the first regular bill for turning on service at a Premises irrespective of prior service with the BWL.



**WATER SYSTEM CONNECTION FEES
RATE NO. 3**

System Connection Fees – Effective July 1, 2023, this rate is closed and will be within the fee schedule of the Rules and Regulations. The following schedule of fees shall apply to all new water service connections made to Lansing Board of Water & Light (“BWL”) mains. Existing active services that are being upgraded and replaced with a larger service shall receive an offset to the new service connection fee in the amount of the connection fee of the replaced service.

Service Connection to Main	<u>11/1/2022</u>
1” or smaller	\$1,330
1 ½”	\$2,930
2”	\$5,210
3”	\$5,860
4”	\$10,410
6”	\$23,430
8” and over	\$41,650

Fee and Tax Adjustment - Any taxes, assessments, franchise fees, or any other charges or fees levied by a governmental entity or political subdivision upon BWL property, operations, or the production, distribution or sale of water, will be in addition to the rates set forth herein.

Rules and Regulations - Service under this rate is subject to the BWL Rules and Regulations for Water Service hereby incorporated by reference.



**FIRE PROTECTION SERVICE
RATE CODE: W04**

Fire Service - This rate is available to any Lansing Board of Water & Light (“BWL”) customer desiring water service for fire protection purposes. A fire service line will be installed to a fire protection device or a customer's detector check valve in accordance with the schedule of charges for Water System Connection Fees and the current Water Service Installation Charges set forth in the BWL Rules and Regulations. The location of the detector check valve shall be determined by the BWL.

Fire service lines shall be used for fire protection purposes only. No additional charges will be made for water used for routine testing and for fire response purposes. The customer shall maintain the detector check valve and fire protection system connected thereto in good condition in compliance with the BWL Cross Connection Control Program and local jurisdiction fire code.

Monthly Fire Service Charge - Water supply and maintenance of a fire service line to a fire protection device or a detector check valve shall be provided in accordance with the following schedule of charges:

Service Size	<u>11/1/2022</u>
4” or smaller	\$98.80
6”	\$228.96
8”	\$400.00
10” or larger	\$650.00

Minimum Bill - Billings subject to this rate are not subject to a Minimum Bill.

Fee and Tax Adjustment - Any taxes, assessments, franchise fees, or any other charges or fees levied by a governmental entity or political subdivision upon BWL property, operations, or the production, distribution or sale of water, will be in addition to the rates set forth herein.

Rules and Regulations - Service under this rate is subject to the BWL Rules and Regulations for Water Service hereby incorporated by reference.



**GENERAL LAWN SPRINKLING WATER SERVICE
RATE CODE: W05G**

Availability - This rate is available to any Lansing Board of Water & Light (“BWL”) customer served on the BWL's water system where the water service is installed and utilized solely for lawn and landscape sprinkling at the Premises. Municipalities having jurisdiction over sewer system rates may designate other uses of water which are subject to this rate.

Monthly Rate - Shall be computed in accordance with the following charges:

Basic Service Charge	<u>11/1/2022</u>
<u>Meter Size</u>	
5/8” or 3/4”*	\$1.00 Per month
1”	\$1.50 Per month
1 ¼” or 1 ½”	\$2.67 Per month
2”	\$3.21 Per month
3”	\$15.02 Per month
4”	\$17.46 Per month
6”	\$24.03 Per month
8”	\$35.30 Per month
10”	\$48.38 Per month
 Commodity Charge	 \$4.35 Per CCF for all CCF of water

Minimum Bill - The Minimum Bill shall be the above Basic Service Charge.

Surcharges and Riders - Service under this rate is subject to surcharges and riders as defined on a separate surcharge or rider schedule.

Fee and Tax Adjustment - Any taxes, assessments, franchise fees, or any other charges or fees levied by a governmental entity or political subdivision upon BWL property, operations, or the production, distribution or sale of water, will be in addition to the rates set forth herein.

Rules and Regulations - Service under this rate is subject to the BWL Rules and Regulations for Water Service hereby incorporated by reference.

Application Charge - A \$10.00 charge shall be added to the first regular bill for turning on service at a Premises irrespective of prior service with the BWL.



**RESIDENTIAL LAWN SPRINKLING WATER SERVICE
RATE CODE: W05R**

Availability - This rate is available to any Lansing Board of Water & Light (“BWL”) customer served on the BWL’s water system where the water service is installed and utilized solely for lawn and landscape sprinkling at the Premises. Municipalities having jurisdiction over sewer system rates may designate other uses of water which are subject to this rate.

Monthly Rate - Shall be computed in accordance with the following charges:

Basic Service Charge	<u>11/1/2022</u>
<u>Meter Size</u>	
5/8” or 3/4”*	\$1.00 Per month
1”	\$1.50 Per month
1 ¼” or 1 ½”	\$2.67 Per month
2”	\$3.21 Per month
3”	\$15.02 Per month
4”	\$17.46 Per month
6”	\$24.03 Per month
8”	\$35.30 Per month
10”	\$48.38 Per month
 Commodity Charge	 \$4.35 Per CCF for all CCF of water

Minimum Bill - The Minimum Bill shall be the above Basic Service Charge.

Surcharges and Riders - Service under this rate is subject to surcharges and riders as defined on a separate surcharge or rider schedule.

Fee and Tax Adjustment - Any taxes, assessments, franchise fees, or any other charges or fees levied by a governmental entity or political subdivision upon BWL property, operations, or the production, distribution or sale of water, will be in addition to the rates set forth herein.

Rules and Regulations - Service under this rate is subject to the BWL Rules and Regulations for Water Service hereby incorporated by reference.

Application Charge - A \$10.00 charge shall be added to the first regular bill for turning on service at a Premises irrespective of prior service with the BWL.



**FIRE HYDRANT SERVICE
RATE CODE: W06**

Annual Fire Hydrant Charge - Water supply and maintenance by the Lansing Board of Water & Light (“BWL”) of a fire service line to a public or private fire hydrant shall be provided in accordance with the following annual schedule of charges:

11/1/2022

Per Hydrant \$655.20

Minimum Bill - Billings subject to this rate are not subject to a Minimum Bill.

Fee and Tax Adjustment - Any taxes, assessments, franchise fees, or any other charges or fees levied by a governmental entity or political subdivision upon BWL property, operations, or the production, distribution or sale of water, will be in addition to the rates set forth herein.

Rules and Regulations - Service under this rate is subject to the BWL Rules and Regulations for Water Service hereby incorporated by reference.



**WATER POWER AND CHEMICAL COST ADJUSTMENT
RIDER CODE: PCA**

Purpose - The Power and Chemical Cost Adjustment permits the monthly adjustment of rates for the costs of power and chemicals incurred in treating and supplying water. All water rates with a CCF billing determinant are subject to the Power and Chemical Cost Adjustment. In applying the Power and Chemical Cost Adjustment, the applicable rate per CCF shall be increased or decreased by the amount of the current Power and Chemical Cost Adjustment.

The Power and Chemical - Cost Adjustment shall be reviewed and, as necessary, revised periodically in accordance with the provisions of this schedule, but not less frequently than every twelve (12) months.

Power and Chemical Cost Adjustment - The amount per CCF by which the applicable rates shall be adjusted for billing in each month.

Power and Chemical Costs - Those costs incurred in treating and supplying water. Costs include, but are not limited to, chemicals, electricity, steam and oil used in pumping and treatment facilities.

Over/Under Recovery - The difference between actual Power and Chemical Costs for prior months and the amount of Power and Chemical Cost recovered by means of the Base Cost of Power and Chemicals and the Power and Chemical Cost Adjustment. The Over/Under Recovery shall be added to the Power and Chemical Costs for purposes of computing the Power and Chemical Cost Adjustment for each month.

Base Cost of Power and Chemicals - The average Power and Chemical Cost included in the water rates of the various rate schedules. Such amount shall not be recovered by means of the Power and Chemical Cost Adjustment. The current Base Cost of Power and Chemicals is \$0.4470 per cubic foot of water (CCF) sold.

Eligible Rates - The following rates will be subject to the Water Power and Chemical Cost Adjustment:

W01	W02	W05R
W05G	Other per Contract Terms	



**WATER ENVIRONMENTAL CHARGE
RIDER CODE: ENVW**

Purpose - The Water Environmental Charge permits the recovery of costs and expenses incurred from environmental remediation and mitigation activities that are required as a matter of agreement, order, decree, or law. All water rates with a CCF billing determinant are subject to the Water Environmental Charge. All revenues collected from the Water Environmental Charge will be directly applied to offset these environmental expenses and other associated expenses. The Water Environmental Charge shall be reviewed and revised periodically in accordance with the provisions of this schedule and until the balance is zero. Should the Water Environmental Charge collect revenues in excess of environmental expenses, the difference shall be refunded to customers on the applicable rates.

Water Environmental Charge - The current charge is **\$0.0000 /CCF**.

Eligible Rates - The following rates will be subject to the Water Environmental Charge:

W01	W02	W05R
W05G	Other per Contract Terms	



**GENERAL STEAM SERVICE
RATE CODE: S01**

Availability - This rate is available to any Lansing Board of Water & Light (“BWL”) customer receiving service from the BWL steam distribution system with a maximum gauge pressure of fifteen pounds per square inch (15 psi).

Nature of Service - Saturated steam up to a maximum gauge pressure of 15 psi. Upon request, steam services at gauge pressures above 15 psi but not exceeding 100 psi, when available, may be supplied at the option of the BWL.

Monthly Rate - Shall be computed in accordance with the following charges:

	<u>11/1/2022</u>
Basic Service Charge	\$18.54 Per month
Commodity Charge	
Months of June through November	\$21.05 Per 1,000 lbs. for the first 200,000 lbs. \$22.10 Per 1,000 lbs. for all 1,000 lbs. over 200,000 lbs.
Months of December through May	\$21.27 Per 1,000 lbs. for the first 200,000 lbs. \$22.34 Per 1,000 lbs. for all 1,000 lbs. over 200,000 lbs.

Minimum Charge - The Basic Service Charge included in the rate except that Special Minimum Charges shall be billed when the revenue received does not adequately compensate the BWL for the cost of furnishing service.

Surcharges and Riders - Service under this rate is subject to surcharges and riders as defined on a separate surcharge or rider schedule.

Surcharge - A surcharge of ten (10) percent shall be added to the above rates for steam service supplied upon customer's request for service at gauge pressure above 15 psi but not exceeding 100 psi.

Fee and Tax Adjustment - Any taxes, assessments, franchise fees, or any other charges or fees levied by a governmental entity or political subdivision upon BWL property, operations, or the production, distribution or sale of steam, will be in addition to the rates set forth herein.

Rules and Regulations - Service under this rate is subject to the BWL Rules and Regulations for Steam Service hereby incorporated by reference.



**INDUSTRIAL STEAM SERVICE
RATE CODE: S02**

Availability - This rate is available to any Lansing Board of Water & Light (“BWL”) customer engaged in mining or manufacturing and receiving steam at any BWL plant wall at a minimum gauge pressure of 250 psi. Service will be provided upon customer entering into a steam supply contract with the BWL. Terms and Conditions of the contract may vary due to customer requirements and the impact on BWL facilities.

Monthly Rate - Shall be computed in accordance with the following charges:

11/1/2022

Demand Charge

Contract Demand	\$2.10 Per pound per hour (lb./hr.) for all lb./hrs. of contract demand
Excess Demand	\$1.80 Per pound per hour (lb./hr.) for all lb./hrs. exceeding contract demand

Commodity Charge

\$12.75 Per 1,000 lbs. (Mlbs.)

Minimum Charge - Monthly Contract Demand Charge above.

Surcharges and Riders - Service under this rate is subject to surcharges and riders as defined on a separate surcharge or rider schedule.

Fee and Tax Adjustment - Any taxes, assessments, franchise fees, or any other charges or fees levied by a governmental entity or political subdivision upon BWL property, operations, or the production, distribution or sale of steam, will be in addition to the rates set forth herein.

Billing Demand - The billing demand is the maximum demand (lb./hrs.) supplied during the 15-minute period of maximum use during the month, but not less than the contract demand.

Rules and Regulations - Service under this rate is subject to the BWL Rules and Regulations for Steam Service hereby incorporated by reference.



**CONTRACT STEAM SERVICE
RATE CODE: S03**

Availability - This rate is available to any Lansing Board of Water & Light (“BWL”) customer receiving service from the BWL steam transmission or distribution system with a gauge pressure in excess of 100 psi. Service will be provided upon customer entering into a steam supply contract with the BWL. Terms and conditions of the contract may vary due to customer requirements and the impact on BWL facilities. This service may include both firm and curtailable service.

Monthly Rate - Per contract terms.

Fuel Cost Adjustment - This rate is subject to a Fuel Cost Adjustment factor added to the charges and calculated as defined on a separate rate schedule.

Steam Environmental Charge - Per contract terms.

Amine Treatment Adjustment - Per contract terms.

Fee and Tax Adjustment - Any taxes, assessments, franchise fees, or any other charges or fees levied by a governmental entity or political subdivision upon BWL property, operations, or the production, distribution or sale of steam, will be in addition to the rates set forth herein.

Minimum Charge - Per contract terms.

Rules and Regulations - Service under this rate is subject to the BWL Rules and Regulations for Steam Service hereby incorporated by reference.



**RESIDENTIAL STEAM SERVICE
RATE CODE: S05**

Availability - This rate is available to any Lansing Board of Water & Light (“BWL”) customer of a single-family dwelling or multifamily dwelling of four units or less when the entire service requirements are supplied at one Premises through one meter.

Service under this rate is not available when a portion of the dwelling unit is used for commercial, industrial, or resale purposes unless the service is so arranged that residential and non-residential purposes are metered separately on separate accounts.

Nature of Service - Saturated steam up to a maximum gauge pressure of 15 psi. Steam services at gauge pressures above 15 psi but not exceeding 100 psi, when available, may be supplied at the option of the BWL or upon request by the customer.

Monthly Rate - Shall be computed in accordance with the following charges:

	<u>11/1/2022</u>
Basic Service Charge	\$14.25 Per month
Commodity Charge	
Months of June through November	\$16.34 Per 1,000 lbs. for the first 200,000 lbs. \$17.10 Per 1,000 lbs. for all 1,000 lbs. over 200,000 lbs.
Months of December through May	\$16.51 Per 1,000 lbs. for the first 200,000 lbs. \$17.28 Per 1,000 lbs. for all 1,000 lbs. over 200,000 lbs.

Minimum Charge - The Basic Service Charge included in the rate except that Special Minimum Charges shall be billed when the revenue received does not adequately compensate the BWL for the cost of furnishing service.

Surcharges and Riders - Service under this rate is subject to surcharges and riders as defined on a separate surcharge or rider schedule.

Surcharge - A surcharge of ten (10) percent shall be added to the above rates for steam service supplied upon customer's request for service at gauge pressure above 15 psi but not exceeding 100 psi.

Fee and Tax Adjustment - Any taxes, assessments, franchise fees, or any other charges or fees levied by a governmental entity or political subdivision upon BWL property, operations, or the production, distribution or sale of steam, will be in addition to the rates set forth herein.

Rules and Regulations - Service under this rate is subject to the BWL Rules and Regulations for Steam Service hereby incorporated by reference.



**STEAM FUEL COST ADJUSTMENT
RIDER CODE: FCA**

Purpose - The Steam Fuel Cost Adjustment permits the monthly adjustment of rates for the costs of fuel incurred in supplying steam. All general, contract, industrial and residential service steam rates are subject to the Fuel Cost Adjustment. In applying the Fuel Cost Adjustment, the applicable rate per Mlbs. shall be increased or decreased by the amount of the current Fuel Cost Adjustment.

The Fuel Cost Adjustment shall be reviewed and, as necessary, revised periodically in accordance with the provisions of this schedule, but not less frequently than every twelve (12) months.

Fuel Cost Adjustment - The amount per Mlbs. by which the applicable rates shall be adjusted for billing in each month.

Fuel Costs - Those costs incurred in supplying steam. Costs include, but are not limited to, fuel burned and fuel related costs, fuel transportation, pre and post combustion fuel additives, fuel procurement, and environmental allowances.

Over/Under Recovery - The difference between actual Fuel Costs for prior months and the amount of Fuel Cost recovered by means of the Base Cost of fuel and the Fuel Cost Adjustment. The Over/Under Recovery shall be added to the Fuel Costs for purposes of computing the Fuel Cost Adjustment for each month.

Base Cost of Fuel - The average Fuel Cost included in the fuel rates of the various rate schedules. Such amount shall not be recovered by means of the Fuel Cost Adjustment. The current Base Cost of Fuel is \$4.7831 per thousand pounds of steam (Mlbs.) sold.



**STEAM ENVIRONMENTAL CHARGE
RIDER CODE: ENVS**

Purpose - The Steam Environmental Charge permits the recovery of costs and expenses incurred from environmental remediation and mitigation activities that are required as a matter of agreement, order, decree, or law. All steam residential, general service, contract, and industrial rates are subject to the Steam Environmental Charge. All revenues collected from the Steam Environmental Charge will be directly applied to offset these environmental expenses and other associated expenses. The Steam Environmental Charge shall be reviewed and revised periodically in accordance with the provisions of this schedule and until the balance is zero. Should the Steam Environmental Charge collect revenues in excess of environmental expenses, the difference shall be refunded to customers on the applicable rates.

Steam Environmental Charge - The current charge is **\$0.30/Mlbs.**



**STANDARD COMMERCIAL CHILLED WATER SERVICE
RATE CODE: CW1**

Availability - This rate is available to any Lansing Board of Water & Light (“BWL”) customer desiring service from the BWL district cooling system. Service will be provided upon the customer entering into a contract with the BWL. The contract will govern the customer’s contract demand and terms and conditions of service, which may vary due to customer requirements and the impact on BWL facilities. This rate is not available for standby or emergency service.

Monthly Rate - Shall be computed in accordance with the following charges:

11/1/2022

Capacity Charge

Contract Demand	\$47.22	Per ton for all tons of Billing Demand less than or equal to 105% of the contract demand
Excess Demand	\$66.12	Per ton for all tons of Billing Demand exceeding 105% of the contract demand

Commodity Charge \$0.130 Per ton-hour

Fee and Tax Adjustment - Any taxes, assessments, franchise fees, or any other charges or fees levied by a governmental entity or political subdivision upon BWL property, operations, or the production, distribution, or sale of chilled water, will be in addition to the rates set forth herein.

Minimum Monthly Charge - The Capacity Charge included in the rate.

Billing Demand - The Billing Demand shall be the maximum instantaneous demand (tons) supplied during the billing period, but not less than 85% of the Contract Demand.

Temperature Factor Adjustment - During the months of May through October, if the Service Location’s return water temperature is below 52 degrees Fahrenheit (F), the Service Location’s commodity charge will be increased by 2.0% for either: (1) each degree Fahrenheit the Service Location’s supply and return water temperature differential is less than 10 degrees F or, (2) each degree Fahrenheit the Service Location’s return water temperature is below 52 degrees F, whichever is less. The General Manager is authorized to waive the application of the Temperature Factor Adjustment where warranted.

Metering - All Service Locations using chilled water from the BWL chilled water system shall be metered. All metering shall be installed in accordance with BWL Standards.

Rules and Regulations - Service under this rate is subject to the BWL Rules and Regulations for Chilled Water Service hereby incorporated by reference.



**CHILLED WATER FUEL COST ADJUSTMENT
RIDER CODE: CWFCA**

Purpose - The Fuel Cost Adjustment permits the monthly adjustment of rates for the costs of fuel incurred in supplying chilled water. All rates are subject to the Fuel Cost Adjustment. In applying the Fuel Cost Adjustment, the applicable rate per ton-hour shall be increased or decreased by the amount of the current Fuel Cost Adjustment.

The Fuel Cost Adjustment shall be reviewed and, as necessary, revised periodically in accordance with the provisions of this schedule, but not less frequently than every twelve (12) months.

Fuel Cost Adjustment - The amount per ton-hour by which the applicable rates shall be adjusted for billing in each month.

Fuel Costs - Those costs incurred in supplying chilled water. Costs include, but are not limited to, electricity and water used in the production and delivery of chilled water.

Over/Under Recovery - The difference between actual Fuel Costs for prior months and the amount of Fuel Cost recovered by means of the Base Cost of fuel and the Fuel Cost Adjustment. The Over/Under Recovery shall be added to the Fuel Costs for purposes of computing the Fuel Cost Adjustment for each month.

Base Cost of Fuel - The average Fuel Cost included in the fuel rates of the various rate schedules. Such amount shall not be recovered by means of the Fuel Cost Adjustment. The current Base Cost of Fuel is \$0.216 per ton-hour of chilled water (ton-hr) sold.



**CHILLED WATER ECONOMIC DEVELOPMENT RIDER
RIDER CODE: EDRC**

Purpose – The Lansing Board of Water & Light (“BWL”) provides economic incentives to its utility service customers with a goal of attracting new customers or growing the business of existing customers. The incentives are employed where, in the BWL’s judgment: a) the incentive is a major determining factor for the customer to take or add BWL service(s), and b) use of the incentive will result in economic and other benefits to the BWL and its customers.

Availability - This rider is available to new or existing customers through Standard Chilled Water Service Rate CW1. The customer must commit to creating new load or significantly increasing existing load. The BWL will, in its sole discretion, determine the percentage and duration of the incentive offered to the customer. The customer may be required to enter into a written agreement that specifies its commitment to economic development and the BWL’s incentives.

Monthly Rate

This rider provides for a discount on the Capacity Charge portion of the customer’s monthly billing for the applicable Service Location. The BWL will determine the appropriate Capacity Charge, which will not be less than the following schedule:

Discounted Capacity Charge (per ton)	
Years 1-2	Not less than \$10.00
Years 3-4	Not less than \$20.00
Years 5-6	Not less than \$30.00

At the end of the incentive period and all years thereafter, the customer will be billed the standard Capacity Charge as listed in the Standard Chilled Water Service Rate 1.

Capacity Eligible for Discount

For a new Service Location, the total Billing Demand shall be eligible for the discounted rate of this rider.

For an existing Service Location, the BWL shall determine the contracted demand eligible for this rider, which may be based on the increase beyond the average of the three (3) highest registered demands of historical load billed during the twelve (12) month period prior to the implementation of the incentive.



**STANDARD RESIDENTIAL ELECTRIC SERVICE
RATE CODE: RES1**

Availability - This rate is available to any Lansing Board of Water & Light (“BWL”) customer of a single-family dwelling or multifamily dwelling of four units or less when the entire electric service requirements are supplied at one Premises through one meter. Service to appurtenant buildings may be taken through the same meter.

Beginning with the November 2023 Billing Month, all Residential customers will be enrolled in this Residential Time of Use (“TOU”) rate and will continue to be enrolled for at least twelve (12) months.

Service under this rate is not available when a portion of the dwelling or an appurtenant building is used for commercial, industrial, or resale purposes unless the wiring is so arranged that service for residential and non-residential purposes are metered separately on separate Accounts.

Nature of Service - The service is alternating current, 60 hertz, single phase, 120/240 nominal volts.

Monthly Rate - Shall be computed in accordance with the following charges:

	<u>11/1/2023</u>
Basic Service Charge	\$20.50 Per month
Commodity Charge	
Off-Peak Summer	\$0.1314 Per kWh for all Off-Peak kWh between June 1 and September 30
On-Peak Summer	\$0.1445 Per kWh for all On-Peak kWh between June 1 and September 30
Off-Peak Winter	\$0.1314 Per kWh for all Off-Peak kWh between October 1 and May 31
On-Peak Winter	\$0.1445 Per kWh for all On-Peak kWh between October 1 and May 31

Minimum Bill - The Minimum Bill is the Basic Service Charge included in the Monthly Rate.

Schedule of On-Peak and Off-Peak Hours - The following schedule shall apply Monday through Friday, including weekday U.S. Holidays when applicable. Saturday and Sunday are Off-Peak. Designated NERC/MISO weekday holidays, as shown in the Rules and Regulations, will be considered Off-Peak.

- A) On-Peak Hours: 1:00PM to 8:00PM
- B) Off-Peak Hours: 8:00PM to 1:00PM

Surcharges and Riders - Service under this rate is subject to surcharges and riders as defined on a separate surcharge or rider schedule.

Fee and Tax Adjustment - Any taxes, assessments, franchise fees, or any other charges or fees levied by a governmental entity or political subdivision upon BWL property, operations, or the production, distribution or sale of electric power, will be in addition to the rates set forth herein.

Rules and Regulations - Service under this rate is subject to the BWL Rules and Regulations for Electric Service hereby incorporated by reference.



**OFF-PEAK SAVERS RESIDENTIAL ELECTRIC SERVICE
RATE CODE: RESTOU**

Availability - This rate is available to any Lansing Board of Water & Light (“BWL”) customer of a single-family dwelling or multifamily dwelling of four units or less when the entire electric service requirements are supplied at one Premises through one meter. Service to appurtenant buildings may be taken through the same meter.

Service under this rate is not available when a portion of the dwelling or an appurtenant building is used for commercial, industrial, or resale purposes unless the wiring is so arranged that service for residential and non-residential purposes are metered separately on separate Accounts.

Nature of Service - The service is alternating current, 60 hertz, single phase, 120/240 nominal volts.

Monthly Rate - Shall be computed in accordance with the following charges:

	<u>11/1/2023</u>
Basic Service Charge	\$23.00 Per month
Commodity Charge	
Off-Peak Summer	\$0.0930 Per kWh for all Off-Peak kWh between June 1 and September 30
On-Peak Summer	\$0.2806 Per kWh for all On-Peak kWh between June 1 and September 30
Off-Peak Winter	\$0.0953 Per kWh for all Off-Peak kWh between October 1 and May 31
On-Peak Winter	\$0.1585 Per kWh for all On-Peak kWh between October 1 and May 31

Minimum Bill - The Minimum Bill is the Basic Service Charge included in the Monthly Rate.

Schedule of On-Peak and Off-Peak Hours - The following schedule shall apply Monday through Friday, including weekday U.S. Holidays when applicable. Saturday and Sunday are Off-Peak. Designated NERC/MISO weekday holidays, as shown in the Rules and Regulations, will be considered Off-Peak.

- A) On-Peak Hours: 1:00PM to 8:00PM
- B) Off-Peak Hours: 8:00PM to 1:00PM

Surcharges and Riders - Service under this rate is subject to surcharges and riders as defined on a separate surcharge or rider schedule.

Fee and Tax Adjustment - Any taxes, assessments, franchise fees, or any other charges or fees levied by a governmental entity or political subdivision upon BWL property, operations, or the production, distribution or sale of electric power, will be in addition to the rates set forth herein.

Rules and Regulations - Service under this rate is subject to the BWL Rules and Regulations for Electric Service hereby incorporated by reference.



**SEPARATELY METERED PLUG-IN ELECTRIC VEHICLE CHARGING RESIDENTIAL ELECTRIC SERVICE
RATE CODE: RES22**

Availability - This rate is a voluntary rate available to any Lansing Board of Water & Light (“BWL”) customer at any Premises that qualifies for Electric Rate RES1 where separately metered Electric Vehicle Supply Equipment (“EVSE”) capable of providing Level 2 charging for plug-in electric motor vehicles is installed.

“EVSE” means a device or apparatus, including vehicle supply cable, connector, internal relays and controls designed specifically for the purpose of delivering energy from the premises wiring to a plug-in-electric motor vehicle. This equipment must meet or exceed all applicable codes, standards, and practices.

“Level 2 Charging” means providing 208 – 240 volt single phase alternating current energy to an onboard charger of an electric motor vehicle.

Nature of Service - The service is alternating current, 60 hertz, single phase, 208 to 240 nominal volts, Level 2 Charging as defined. However, the new circuit protective device rating shall not to exceed 60 amperes.

Monthly Rate - Shall be computed in accordance with the following charges:

	<u>11/1/2023</u>	
Basic Service Charge	\$4.75	Per month
Commodity Charge		
Off-Peak Summer	\$0.0895	Per kWh for all Off-Peak kWh between June 1 and September 30
On-Peak Summer	\$0.2457	Per kWh for all On-Peak kWh between June 1 and September 30
Off-Peak Winter	\$0.0895	Per kWh for all Off-Peak kWh between October 1 and May 31
On-Peak Winter	\$0.1385	Per kWh for all On-Peak kWh between October 1 and May 31

Schedule of On-Peak and Off-Peak Hours - The following schedule shall apply Monday through Friday, including weekday U.S. Holidays when applicable. Saturday and Sunday are Off-Peak. Designated NERC/MISO weekday holidays, as shown in the Rules and Regulations, will be considered Off-Peak.

- A) On-Peak Hours: 1:00PM to 8:00PM
- B) Off-Peak Hours: 8:00PM to 1:00PM

Minimum Bill - The Minimum Bill is the Basic Service Charge included in the Monthly Rate.

Surcharges and Riders - Service under this rate is subject to surcharges and riders as defined on a separate surcharge or rider schedule.

Fee and Tax Adjustment - Any taxes, assessments, franchise fees, or any other charges or fees levied by a governmental entity or political subdivision upon BWL property, operations, or the production, distribution or sale of electric power, will be in addition to the rates set forth herein.

Rules and Regulations - Service under this rate is subject to the BWL Rules and Regulations for Electric Service hereby incorporated by reference.



**SENIOR CITIZEN RESIDENTIAL ELECTRIC SERVICE
RATE CODE: RES21**

Availability - This rate is closed to new Lansing Board of Water & Light (“BWL”) customers and only available to any single-family dwelling or multifamily dwelling of four units or less when the entire electric service requirements are supplied at one Premises through one meter who elected to enroll in this rate prior to November 1, 2022. The customer must 65 years of age or older and head of the household being served. Service to appurtenant buildings may be taken through the same meter.

Service under this rate is not available when a portion of the dwelling or an appurtenant building is used for commercial, industrial, or resale purposes unless the wiring is so arranged that service for residential and non-residential purposes are metered separately on separate Accounts.

Nature of Service - The service is alternating current, 60 hertz, single phase, 120/240 nominal volts.

Monthly Rate - Shall be computed in accordance with the following charges:

	<u>11/1/2023</u>	
Basic Service Charge	\$15.75	Per month
Commodity Charge		
Block 1	\$0.0906	Per kWh for the first 300 kWh
Block 2	\$0.1702	Per kWh for all kWh over 300 kWh

Minimum Bill - The Minimum Bill is the Basic Service Charge included in the Monthly Rate.

Surcharges and Riders - Service under this rate is subject to surcharges and riders as defined on a separate surcharge or rider schedule.

Fee and Tax Adjustment - Any taxes, assessments, franchise fees, or any other charges or fees levied by a governmental entity or political subdivision upon BWL property, operations, or the production, distribution or sale of electric power, will be in addition to the rates set forth herein.

Rules and Regulations - Service under this rate is subject to the BWL Rules and Regulations for Electric Service hereby incorporated by reference.



**ADVANCED METER OPT-OUT RESIDENTIAL ELECTRIC SERVICE
RATE CODE: OPTO**

Availability - This rate is closed to new Lansing Board of Water & Light (“BWL”) customers and only available to any single-family dwelling or multifamily dwelling of four units or less when the entire electric service requirements are supplied at one Premises through one non-transmitting meter who elected to opt-out of advanced meters prior to July 1, 2022. Requirements for eligibility of the advanced meter opt-out program are stated in the Rules and Regulations. Service to appurtenant buildings may be taken through the same meter.

Service under this rate is not available when a portion of the dwelling or an appurtenant building is used for commercial, industrial, or resale purposes unless the wiring is so arranged that service for residential and non-residential purposes are metered separately on separate Accounts.

Nature of Service - The service is alternating current, 60 hertz, single phase, 120/240 nominal volts.

Monthly Rate - Shall be computed in accordance with the following charges:

	<u>11/1/2023</u>
Basic Service Charge	\$20.50 Per month
Commodity Charge	
Summer Months of June through September	\$0.1344 Per kWh for the first 500 kWh \$0.1399 Per kWh for all kWh over 500 kWh
Winter Months of October through May	\$0.1344 Per kWh for the first 500 kWh \$0.1379 Per kWh for all kWh over 500 kWh

Opt-Out Fees - The fees for the advanced meter opt-out program are stated in the Rules and Regulations.

Minimum Bill - The Minimum Bill is the Basic Service Charge included in the Monthly Rate.

Surcharges and Riders – Service under this rate is subject to surcharges and riders as defined on a separate surcharge or rider schedule.

Fee and Tax Adjustment - Any taxes, assessments, franchise fees, or any other charges or fees levied by a governmental entity or political subdivision upon BWL property, operations, or the production, distribution or sale of electric power, will be in addition to the rates set forth herein.

Rules and Regulations - Service under this rate is subject to the BWL Rules and Regulations for Electric Service hereby incorporated by reference.



**ADVANCED METER OPT-OUT SENIOR CITIZEN RESIDENTIAL ELECTRIC SERVICE
RATE CODE: OPTOS**

Availability - This rate is closed to new Lansing Board of Water & Light (“BWL”) customers and only available to any single-family dwelling or multifamily dwelling of four units or less when the entire electric service requirements are supplied at one Premises through one non-transmitting meter who elected to enroll in this rate prior to November 1, 2022 and who elected to opt-out of advanced meters prior to July 1, 2022. Requirements for eligibility of the advanced meter opt-out program are stated in the Rules and Regulations. The customer must 65 years of age or older and head of the household being served. Service to appurtenant buildings may be taken through the same meter.

Service under this rate is not available when a portion of the dwelling or an appurtenant building is used for commercial, industrial, or resale purposes unless the wiring is so arranged that service for residential and non-residential purposes are metered separately on separate Accounts.

Nature of Service - The service is alternating current, 60 hertz, single phase, 120/240 nominal volts.

Monthly Rate - Shall be computed in accordance with the following charges:

	<u>11/1/2023</u>	
Basic Service Charge	\$15.75	Per month
Commodity Charge		
Block 1	\$0.0906	Per kWh for the first 300 kWh
Block 2	\$0.1702	Per kWh for all kWh over 300 kWh

Opt-Out Fees - The fees for the advanced meter opt-out program are stated in the Rules and Regulations.

Minimum Bill - The Minimum Bill is the Basic Service Charge included in the Monthly Rate.

Surcharges and Riders - Service under this rate is subject to surcharges and riders as defined on a separate surcharge or rider schedule.

Fee and Tax Adjustment - Any taxes, assessments, franchise fees, or any other charges or fees levied by a governmental entity or political subdivision upon BWL property, operations, or the production, distribution or sale of electric power, will be in addition to the rates set forth herein.

Rules and Regulations - Service under this rate is subject to the BWL Rules and Regulations for Electric Service hereby incorporated by reference.



**STANDARD SMALL COMMERCIAL ELECTRIC SERVICE
RATE CODE: SC1**

Availability - This rate is available to any Lansing Board of Water & Light's ("BWL") customer desiring secondary voltage service for any purpose when supplied at one Premises through one meter. This rate is not available for emergency service or standby service.

Nature of Service - The service is alternating current, 60 hertz, single phase. The secondary voltage is determined by the BWL.

Monthly Rate - Shall be computed in accordance with the following charges:

	<u>11/1/2023</u>
Basic Service Charge	\$36.00 Per month
Commodity Charge	
Summer Months of June through September	\$0.1478 Per kWh for all kWh
Winter Months of October through May	\$0.1439 Per kWh for all kWh

Minimum Bill - The Minimum Bill is the Basic Service Charge included in the Monthly Rate.

Surcharges and Riders - Service under this rate is subject to surcharges and riders as defined on a separate surcharge or rider schedule.

Fee and Tax Adjustment - Any taxes, assessments, franchise fees, or any other charges or fees levied by a governmental entity or political subdivision upon BWL property, operations, or the production, distribution or sale of electric power, will be in addition to the rates set forth herein.

Rules and Regulations - Service under this rate is subject to the BWL Rules and Regulations for Electric Service hereby incorporated by reference.

Metering - Where the BWL elects to measure the service on the primary side of the transformers, the metered kWh thus measured will be reduced by 3% for billing purposes to adjust for transformer losses. Where the customer receives service through more than one meter, the consumption as registered by the different meters will not be combined for billing purposes but will be computed and billed separately.



**OFF-PEAK SAVERS SMALL COMMERCIAL ELECTRIC SERVICE
RATE CODE: SCTOU**

Availability - This rate is available to any Lansing Board of Water & Light's ("BWL") customer desiring secondary voltage service for any purpose when supplied at one Premises through one meter. This rate is not available for emergency service or standby service.

Nature of Service - The service is alternating current, 60 hertz, single phase. The secondary voltage is determined by the BWL.

Monthly Rate - Shall be computed in accordance with the following charges:

	<u>11/1/2023</u>	
Basic Service Charge	\$36.00	Per month
Commodity Charge		
Off-Peak Summer	\$0.1220	Per kWh for all Off-Peak kWh between June 1 and September 30
On-Peak Summer	\$0.2808	Per kWh for all On-Peak kWh between June 1 and September 30
Off-Peak Winter	\$0.1242	Per kWh for all Off-Peak kWh between October 1 and May 31
On-Peak Winter	\$0.1733	Per kWh for all On-Peak kWh between October 1 and May 31

Minimum Bill - The Minimum Bill is the Basic Service Charge included in the Monthly Rate.

Schedule of On-Peak and Off-Peak Hours - The following schedule shall apply Monday through Friday, including weekday U.S. Holidays when applicable. Saturday and Sunday are Off-Peak. Designated NERC/MISO weekday holidays, as shown in the Rules and Regulations, will be considered Off-Peak.

- A) On-Peak Hours: 10:00AM to 6:00PM
- B) Off-Peak Hours: 6:00PM to 10:00AM

Surcharges and Riders - Service under this rate is subject to surcharges and riders as defined on a separate surcharge or rider schedule.

Fee and Tax Adjustment - Any taxes, assessments, franchise fees, or any other charges or fees levied by a governmental entity or political subdivision upon BWL property, operations, or the production, distribution or sale of electric power, will be in addition to the rates set forth herein.

Rules and Regulations - Service under this rate is subject to the BWL Rules and Regulations for Electric Service hereby incorporated by reference.

Metering - Where the BWL elects to measure the service on the primary side of the transformers, the metered kWh thus measured will be reduced by 3% for billing purposes to adjust for transformer losses. Where the customer receives service through more than one meter, the consumption as registered by the different meters will not be combined for billing purposes but will be computed and billed separately.



**STANDARD MIDSIZE COMMERCIAL ELECTRIC SERVICE
RATE CODE: MC1**

Availability - This rate is available to any Lansing Board of Water & Light (“BWL”) customer desiring secondary voltage service for any purpose when supplied at one Premises through one metering installation. This rate is not available for emergency service or standby service. Effective November 1, 2022, customers requesting transformer capacity greater than 1,500 kVa or service sizes larger than 3,000 amps will be required to take primary voltage on a separate rate.

Nature of Service - The service is alternating current, 60 hertz, three phase. The secondary voltage is determined by the BWL.

Monthly Rate - Shall be computed in accordance with the following charges:

	<u>11/1/2023</u>
Basic Service Charge	\$120.00 Per month
Capacity Charge	\$12.01 Per kW for all kW of Maximum Demand
Commodity Charge	
Summer Months of June through September	\$0.0977 Per kWh for all kWh
Winter Months of October through May	\$0.0938 Per kWh for all kWh
Power Factor Charge	See Power Factor section below

Minimum Bill - The Minimum Bill is the Basic Service Charge included in the Monthly Rate.

Surcharges and Riders - Service under this rate is subject to surcharges and riders as defined on a separate surcharge or rider schedule.

Fee and Tax Adjustment - Any taxes, assessments, franchise fees, or any other charges or fees levied by a governmental entity or political subdivision upon BWL property, operations, or the production, distribution or sale of electric power, will be in addition to the rates set forth herein.

Rules and Regulations - Service under this rate is subject to the BWL Rules and Regulations for Electric Service hereby incorporated by reference.

Maximum Demand - The Maximum Demand shall be the kW supplied during the 15-minute period of maximum use during the billing month, but the Maximum Demand shall never be less than 50% of the highest Maximum Demand of the preceding 11 billing months.

Metering - Where the BWL elects to measure the service on the primary side of the transformer, the metered kW and kWh thus measured will be reduced by 3% for billing purposes to adjust for transformer losses. Where the customer receives service through more than one meter, the consumption as registered by the different meters will not be combined for billing purposes but will be computed and billed separately.

Power Factor Charge - This rate requires a determination of the average Power Factor maintained by the customer during the billing period. Such average Power Factor shall be determined through metering of lagging Kilovar-hours and Kilowatt-hours during the billing period. The calculated ratio of lagging Kilovar-hours to Kilowatt-hours shall then be converted to the average Power Factor for the billing period by using the appropriate conversion factor. If the average Power Factor during the billing period is less than 0.900, a penalty will be applied to all commodity and capacity-based charges in accordance with the following table. A Power Factor less than 0.850 is not permitted and necessary corrective equipment must be installed by the customer. After 6 consecutive months below 0.850 Power Factor, the customer may be turned off until corrective equipment is installed.

Power Factor	Power Factor Penalty Charge
Greater than or equal to 0.900	0.0%
0.890 to 0.899	1.1%
0.880 to 0.889	2.3%
0.870 to 0.879	3.4%
0.860 to 0.869	4.7%
0.850 to 0.859	5.9%
Below 0.850	10.0%



**OFF-PEAK SAVERS MIDSIZE COMMERCIAL ELECTRIC SERVICE
RATE CODE: MCTOU**

Availability - This rate is available to any Lansing Board of Water & Light (“BWL”) customer desiring secondary voltage service for any purpose when supplied at one Premises through one metering installation. This rate is not available for emergency service or standby service. Effective November 1, 2022, customers requesting transformer capacity greater than 1,500 kVa or service sizes larger than 3,000 amps will be required to take primary voltage on a separate rate.

Nature of Service - The service is alternating current, 60 hertz, three phase. The secondary voltage is determined by the BWL.

Monthly Rate - Shall be computed in accordance with the following charges:

	<u>11/1/2023</u>	
Basic Service Charge	\$120.00	Per month
Capacity Charge	\$14.16	Per kW for all kW of Maximum Demand
Commodity Charge		
Off-Peak Summer	\$0.0636	Per kWh for all Off-Peak kWh between June 1 and September 30
On-Peak Summer	\$0.2374	Per kWh for all On-Peak kWh between June 1 and September 30
Off-Peak Winter	\$0.0658	Per kWh for all Off-Peak kWh between October 1 and May 31
On-Peak Winter	\$0.1299	Per kWh for all On-Peak kWh between October 1 and May 31
Power Factor Charge		See Power Factor section below

Minimum Bill - The Minimum Bill is the Basic Service Charge included in the Monthly Rate.

Schedule of On-Peak and Off-Peak Hours - The following schedule shall apply Monday through Friday, including weekday U.S. Holidays when applicable. Saturday and Sunday are Off-Peak. Designated NERC/MISO weekday holidays, as shown in the Rules and Regulations, will be considered Off-Peak.

- A) On-Peak Hours: 10:00AM to 6:00PM
- B) Off-Peak Hours: 6:00PM to 10:00AM

Surcharges and Riders - Service under this rate is subject to surcharges and riders as defined on a separate surcharge or rider schedule.

Fee and Tax Adjustment - Any taxes, assessments, franchise fees, or any other charges or fees levied by a governmental entity or political subdivision upon BWL property, operations, or the production, distribution or sale of electric power, will be in addition to the rates set forth herein.

Rules and Regulations - Service under this rate is subject to the BWL Rules and Regulations for Electric Service hereby incorporated by reference.

Maximum Demand - The Maximum Demand shall be the kW supplied during the 15-minute period of maximum use during the billing month, but the Maximum Demand shall never be less than 50% of the highest Maximum Demand of the preceding 11 billing months.

Metering - Where the BWL elects to measure the service on the primary side of the transformer, the metered kW and kWh thus measured will be reduced by 3% for billing purposes to adjust for transformer losses. Where the customer receives service through more than one meter, the consumption as registered by the different meters will not be combined for billing purposes but will be computed and billed separately.

Power Factor Charge - This rate requires a determination of the average Power Factor maintained by the customer during the billing period. Such average Power Factor shall be determined through metering of lagging Kilovar-hours and Kilowatt-hours during the billing period. The calculated ratio of lagging Kilovar-hours to Kilowatt-hours shall then be converted to the average Power Factor for the billing period by using the appropriate conversion factor. If the average Power Factor during the billing period is less than 0.900, a penalty will be applied to all commodity and capacity-based charges in accordance with the following table. A Power Factor less than 0.850 is not permitted and necessary corrective equipment must be installed by the customer. After 6 consecutive months below 0.850 Power Factor, the customer may be turned off until corrective equipment is installed.

Power Factor	Power Factor Penalty Charge
Greater than or equal to 0.900	0.0%
0.890 to 0.899	1.1%
0.880 to 0.889	2.3%
0.870 to 0.879	3.4%
0.860 to 0.869	4.7%
0.850 to 0.859	5.9%
Below 0.850	10.0%



**ELECTRIC VEHICLE CHARGING STATION MIDSIZE COMMERCIAL ELECTRIC SERVICE
RATE CODE: MCEV**

Availability - This rate is available to any Lansing Board of Water & Light (“BWL”) customer desiring secondary voltage service for the exclusive purpose of providing Electric Power to Electric Vehicle Supply Equipment (“EVSE”) when supplied through one metering installation. “EVSE” means a device or apparatus, including vehicle supply cable, connector, internal relays and controls designed specifically for the purpose of delivering energy from the premises wiring to a plug-in-electric motor vehicle. This equipment must meet or exceed all applicable codes, standards, and practices. This rate is not available for emergency service or standby service. Effective November 1, 2022, customers requesting transformer capacity greater than 1,500 kVa or service sizes larger than 3,000 amps will be required to take primary voltage on a separate rate.

Nature of Service - The service is alternating current, 60 hertz, three phase. The secondary voltage is determined by the BWL. All kWh provided through this rate will be matched with renewable energy sources through the BWL’s GreenWise Program.

Monthly Rate - Shall be computed in accordance with the following charges:

	<u>11/1/2023</u>	
Basic Service Charge	\$120.00	Per month
Capacity Charge	\$2.57	Per kW for all kW of Maximum Demand
Commodity Charge		
Off-Peak Summer	\$0.0917	Per kWh for all Off-Peak kWh between June 1 and September 30
On-Peak Summer	\$0.2387	Per kWh for all On-Peak kWh between June 1 and September 30
Off-Peak Winter	\$0.0932	Per kWh for all Off-Peak kWh between October 1 and May 31
On-Peak Winter	\$0.1311	Per kWh for all On-Peak kWh between October 1 and May 31
Renewable Energy	\$0.0130	Per kWh for all kWh as of 11/1/2022 <i>Please see Voluntary Renewable Energy Rider for current pricing</i>
Power Factor Charge		See Power Factor section below

Minimum Bill - The Minimum Bill is the Basic Service Charge included in the Monthly Rate.

Schedule of On-Peak and Off-Peak Hours - The following schedule shall apply Monday through Friday, including weekday U.S. Holidays when applicable. Saturday and Sunday are Off-Peak. Designated NERC/MISO weekday holidays, as shown in the Rules and Regulations, will be considered Off-Peak.

- A) On-Peak Hours: 10:00AM to 8:00PM
- B) Off-Peak Hours: 8:00PM to 10:00AM

Surcharges and Riders - Service under this rate is subject to surcharges and riders as defined on a separate surcharge or rider schedule.

Fee and Tax Adjustment - Any taxes, assessments, franchise fees, or any other charges or fees levied by a governmental entity or political subdivision upon BWL property, operations, or the production, distribution or sale of electric power, will be in addition to the rates set forth herein.

Rules and Regulations - Service under this rate is subject to the BWL Rules and Regulations for Electric Service hereby incorporated by reference.

Maximum Demand - The Maximum Demand shall be the kW supplied during the 15-minute period of maximum use during the billing month, but the Maximum Demand shall never be less than 50% of the highest Maximum Demand of the preceding 11 billing months.

Metering - Where the BWL elects to measure the service on the primary side of the transformer, the metered kW and kWh thus measured will be reduced by 3% for billing purposes to adjust for transformer losses. Where the customer receives service through more than one meter, the consumption as registered by the different meters will not be combined for billing purposes but will be computed and billed separately.

Power Factor Charge - This rate requires a determination of the average Power Factor maintained by the customer during the billing period. Such average Power Factor shall be determined through metering of lagging Kilovar-hours and Kilowatt-hours during the billing period. The calculated ratio of lagging Kilovar-hours to Kilowatt-hours shall then be converted to the average Power Factor for the billing period by using the appropriate conversion factor. If the average Power Factor during the billing period is less than 0.900, a penalty will be applied to all commodity and capacity-based charges in accordance with the following table. A Power Factor less than 0.850 is not permitted and necessary corrective equipment must be installed by the customer. After 6 consecutive months below 0.850 Power Factor, the customer may be turned off until corrective equipment is installed.

Power Factor	Power Factor Penalty Charge
Greater than or equal to 0.900	0.0%
0.890 to 0.899	1.1%
0.880 to 0.889	2.3%
0.870 to 0.879	3.4%
0.860 to 0.869	4.7%
0.850 to 0.859	5.9%
Below 0.850	10.0%



**HIGH LOAD FACTOR MIDSIZE COMMERCIAL ELECTRIC SERVICE
RATE CODE: MCHLF**

Availability - This rate is available to any Lansing Board of Water & Light (“BWL”) customer desiring secondary voltage service for any purpose when supplied at one Premises through one metering installation. This rate is not available for emergency service or standby service. Effective November 1, 2022, customers requesting transformer capacity greater than 1,500 kVa or service sizes larger than 3,000 amps will be required to take primary voltage on a separate rate.

Nature of Service - The service is alternating current, 60 hertz, three phase. The secondary voltage is determined by the BWL.

Monthly Rate - Shall be computed in accordance with the following charges:

	<u>11/1/2023</u>
Basic Service Charge	\$120.00 Per month
Capacity Charge	\$27.00 Per kW for all kW of Maximum Demand
Commodity Charge	
Summer Months of June through September	\$0.0676 Per kWh for all kWh
Winter Months of October through May	\$0.0656 Per kWh for all kWh
Power Factor Charge	See Power Factor section below

Minimum Bill - The Minimum Bill is the Basic Service Charge included in the Monthly Rate.

Surcharges and Riders - Service under this rate is subject to surcharges and riders as defined on a separate surcharge or rider schedule.

Fee and Tax Adjustment - Any taxes, assessments, franchise fees, or any other charges or fees levied by a governmental entity or political subdivision upon BWL property, operations, or the production, distribution or sale of electric power, will be in addition to the rates set forth herein.

Rules and Regulations - Service under this rate is subject to the BWL Rules and Regulations for Electric Service hereby incorporated by reference.

Maximum Demand - The Maximum Demand shall be the kW supplied during the 15-minute period of maximum use during the billing month, but the Maximum Demand shall never be less than 50% of the highest Maximum Demand of the preceding 11 billing months.

Metering - Where the BWL elects to measure the service on the primary side of the transformer, the metered kW and kWh thus measured will be reduced by 3% for billing purposes to adjust for transformer losses. Where the customer receives service through more than one meter, the consumption as registered by the different meters will not be combined for billing purposes but will be computed and billed separately.

Power Factor Charge - This rate requires a determination of the average Power Factor maintained by the customer during the billing period. Such average Power Factor shall be determined through metering of lagging Kilo-var-hours and Kilowatt-hours during the billing period. The calculated ratio of lagging Kilo-var-hours to Kilowatt-hours shall then be converted to the average Power Factor for the billing period by using the appropriate conversion factor. If the average Power Factor during the billing period is less than 0.900, a penalty will be applied to all commodity and capacity-based charges in accordance with the following table. A Power Factor less than 0.850 is not permitted and necessary corrective equipment must be installed by the customer. After 6 consecutive months below 0.850 Power Factor, the customer may be turned off until corrective equipment is installed.

Power Factor	Power Factor Penalty Charge
Greater than or equal to 0.900	0.0%
0.890 to 0.899	1.1%
0.880 to 0.889	2.3%
0.870 to 0.879	3.4%
0.860 to 0.869	4.7%
0.850 to 0.859	5.9%
Below 0.850	10.0%



**STANDARD LARGE COMMERCIAL & INDUSTRIAL ELECTRIC SERVICE
RATE CODE: LC1**

Availability - This rate is available to any Lansing Board of Water & Light (“BWL”) customer desiring primary voltage service for any purpose when supplied at one Premises through one metering installation (except as provided below for Multiple Premises Aggregation). This rate is not available for emergency service or standby service.

Nature of Service - The service is alternating current, 60 hertz, three phase. The primary voltage is determined by the BWL.

Monthly Rate - Shall be computed in accordance with the following charges:

	<u>11/1/2023</u>
Basic Service Charge	\$320.00 Per month
Capacity Charge	
On-Peak Billing Demand	\$15.25 Per kW for all kW of On-Peak Billing Demand
Maximum Demand	\$6.52 Per kW for all kW of Maximum Demand
Commodity Charge	
Off-Peak Summer	\$0.0674 Per kWh for all Off-Peak kWh between June 1 and September 30
On-Peak Summer	\$0.0718 Per kWh for all On-Peak kWh between June 1 and September 30
Off-Peak Winter	\$0.0674 Per kWh for all Off-Peak kWh between October 1 and May 31
On-Peak Winter	\$0.0694 Per kWh for all On-Peak kWh between October 1 and May 31
Power Factor Charge	See Power Factor section below

Minimum Bill - The Minimum Bill is the Basic Service Charge included in the Monthly Rate.

Schedule of On-Peak and Off-Peak Hours - The following schedule shall apply Monday through Friday, including weekday U.S. Holidays when applicable. Saturday and Sunday are Off-Peak. Designated NERC/MISO weekday holidays, as shown in the Rules and Regulations, will be considered Off-Peak.

- A) On-Peak Hours: 10:00AM to 6:00PM
- B) Off-Peak Hours: 6:00PM to 10:00AM

Surcharges and Riders - Service under this rate is subject to surcharges and riders as defined on a separate surcharge or rider schedule.

Fee and Tax Adjustment - Any taxes, assessments, franchise fees, or any other charges or fees levied by a governmental entity or political subdivision upon BWL property, operations, or the production, distribution or sale of electric power, will be in addition to the rates set forth herein.

Rules and Regulations - Service under this rate is subject to the BWL Rules and Regulations for Electric Service hereby incorporated by reference.

On-Peak Billing Demand - The On-Peak Billing Demand shall be the kW supplied during the 15-minute period of maximum use during the On-Peak Period during the billing month, but the On-Peak Billing Demand shall never be less than 50% of the highest On-Peak Billing Demand of the preceding 11 billing months.

Maximum Demand - The Maximum Demand shall be the kW supplied during the 15-minute period of maximum use during the billing month, whether on-peak or off-peak, but the Maximum Demand shall never be less than 50% of the highest Maximum Demand of the preceding 11 billing months.

Multiple Premises Aggregation - The 15-minute period demands of multiple Premises of a customer may be summed for determination of the total On-Peak Billing Demand under the following conditions: (a) each Premises is billed under the same rate schedule; (b) the total On-Peak Billing Demand shall not be less than 5,000 kW; and (c) the customer shall agree to a service contract with the BWL for the customer's full electrical service requirements at the aggregated Premises for a period of not less than five (5) years. Aggregation shall be applicable for determination of the On-Peak Billing Demand only. All other charges, including the Basic Service Charge and Maximum Demand, shall apply to each Premises independently.

Metering - Where the BWL elects to measure the service on the secondary side of the transformers, the metered kW and kWh thus measured will be increased by 3% for billing purposes to adjust for transformer losses. Where the customer receives service through more than one meter, consumption as registered by the different meters will not be combined for billing purposes but will be billed and computed separately except as provided for in Multiple Premises Aggregation.

Power Factor Charge - This rate requires a determination of the average Power Factor maintained by the customer during the billing period. Such average Power Factor shall be determined through metering of lagging Kilovar-hours and Kilowatt-hours during the billing period. The calculated ratio of lagging Kilovar-hours to Kilowatt-hours shall then be converted to the average Power Factor for the billing period by using the appropriate conversion factor. If the average Power Factor during the billing period is less than 0.900, a penalty will be applied to all commodity and capacity-based charges in accordance with the following table. A Power Factor less than 0.850 is not permitted and necessary corrective equipment must be installed by the customer. After 6 consecutive months below 0.850 Power Factor, the customer may be turned off until corrective equipment is installed.

Power Factor	Power Factor Penalty Charge
Greater than or equal to 0.900	0.0%
0.890 to 0.899	1.1%
0.880 to 0.889	2.3%
0.870 to 0.879	3.4%
0.860 to 0.869	4.7%
0.850 to 0.859	5.9%
Below 0.850	10.0%

Equipment Supplied by Customer - The customer shall be responsible for furnishing, installing and maintaining all necessary and approved transforming, controlling and protective equipment required for service beyond the BWL primary-voltage Service Location.

Alternate Primary Source - Should the customer request the BWL to provide an Alternate Primary Source as provided for in the Rules and Regulations for added reliability, the customer will be subject to a standby charge for the ongoing operations and maintenance of the Alternate Primary Source of \$8.09 per kW of Maximum Demand.



**OFF-PEAK SAVERS LARGE COMMERCIAL & INDUSTRIAL ELECTRIC SERVICE
RATE CODE: LCTOU**

Availability - This rate is available to any Lansing Board of Water & Light (“BWL”) customer desiring primary voltage service for any purpose when supplied at one Premises through one metering installation. This rate is not available for emergency service or standby service.

Nature of Service - The service is alternating current, 60 hertz, three phase. The primary voltage is determined by the BWL.

Monthly Rate - Shall be computed in accordance with the following charges:

	<u>11/1/2023</u>
Basic Service Charge	\$320.00 Per month
Capacity Charge	\$13.29 Per kW for all kW of Maximum Demand
Commodity Charge	
Off-Peak Summer	\$0.0581 Per kWh for all Off-Peak kWh between June 1 and September 30
On-Peak Summer	\$0.2319 Per kWh for all On-Peak kWh between June 1 and September 30
Off-Peak Winter	\$0.0602 Per kWh for all Off-Peak kWh between October 1 and May 31
On-Peak Winter	\$0.1243 Per kWh for all On-Peak kWh between October 1 and May 31
Power Factor Charge	See Power Factor section below

Minimum Bill - The Minimum Bill is the Basic Service Charge included in the Monthly Rate.

Schedule of On-Peak and Off-Peak Hours - The following schedule shall apply Monday through Friday, including weekday U.S. Holidays when applicable. Saturday and Sunday are Off-Peak. Designated NERC/MISO weekday holidays, as shown in the Rules and Regulations, will be considered Off-Peak.

- A) On-Peak Hours: 10:00AM to 6:00PM
- B) Off-Peak Hours: 6:00PM to 10:00AM

Surcharges and Riders - Service under this rate is subject to surcharges and riders as defined on a separate surcharge or rider schedule.

Fee and Tax Adjustment - Any taxes, assessments, franchise fees, or any other charges or fees levied by a governmental entity or political subdivision upon BWL property, operations, or the production, distribution or sale of electric power, will be in addition to the rates set forth herein.

Rules and Regulations - Service under this rate is subject to the BWL Rules and Regulations for Electric Service hereby incorporated by reference.

Maximum Demand - The Maximum Demand shall be the kW supplied during the 15-minute period of maximum use during the billing month but the Maximum Demand shall never be less than 50% of the highest Maximum Demand of the preceding 11 billing months.

Metering - Where the BWL elects to measure the service on the secondary side of the transformers, the metered kW and kWh thus measured will be increased by 3% for billing purposes to adjust for transformer losses. Where the customer receives service through more than one meter, consumption as registered by the different meters will not be combined for billing purposes but will be billed and computed separately.

Power Factor Charge - This rate requires a determination of the average Power Factor maintained by the customer during the billing period. Such average Power Factor shall be determined through metering of lagging Kilovar-hours and Kilowatt-hours during the billing period. The calculated ratio of lagging Kilovar-hours to Kilowatt-hours shall then be converted to the average Power Factor for the billing period by using the appropriate conversion factor. If the average Power Factor during the billing period is less than 0.900, a penalty will be applied to all commodity and capacity-based charges in accordance with the following table. A Power Factor less than 0.850 is not permitted and necessary corrective equipment must be installed by the customer. After 6 consecutive months below 0.850 Power Factor, the customer may be turned off until corrective equipment is installed.

Power Factor	Power Factor Penalty Charge
Greater than or equal to 0.900	0.0%
0.890 to 0.899	1.1%
0.880 to 0.889	2.3%
0.870 to 0.879	3.4%
0.860 to 0.869	4.7%
0.850 to 0.859	5.9%
Below 0.850	10.0%

Equipment Supplied by Customer - The customer shall be responsible for furnishing, installing and maintaining all necessary and approved transforming, controlling and protective equipment required for service beyond the BWL primary-voltage Service Location.

Alternate Primary Source - Should the customer request the BWL to provide an Alternate Primary Source as provided for in the Rules and Regulations for added reliability, the customer will be subject to a standby charge for the ongoing operations and maintenance of the Alternate Primary Source of \$8.09 per kW of Maximum Demand.



ELECTRIC VEHICLE CHARGING STATION LARGE COMMERCIAL & INDUSTRIAL ELECTRIC SERVICE RATE CODE: LCEV

Availability - This rate is available to any Lansing Board of Water & Light (“BWL”) customer desiring primary voltage service for the exclusive purpose of providing Electric Power to Electric Vehicle Supply Equipment (“EVSE”) when supplied through one metering installation. “EVSE” means a device or apparatus, including vehicle supply cable, connector, internal relays and controls designed specifically for the purpose of delivering energy from the premises wiring to a plug-in-electric motor vehicle. This equipment must meet or exceed all applicable codes, standards, and practices. This rate is not available for emergency service or standby service.

Nature of Service - The service is alternating current, 60 hertz, three phase. The primary voltage is determined by the BWL. All kWh provided through this rate will be matched with renewable energy sources through the BWL’s GreenWise Program.

Monthly Rate - Shall be computed in accordance with the following charges:

	<u>11/1/2023</u>
Basic Service Charge	\$320.00 Per month
Capacity Charge	\$2.49 Per kW for all kW of Maximum Demand
Commodity Charge	
Off-Peak Summer	\$0.0867 Per kWh for all Off-Peak kWh between June 1 and September 30
On-Peak Summer	\$0.2301 Per kWh for all On-Peak kWh between June 1 and September 30
Off-Peak Winter	\$0.0882 Per kWh for all Off-Peak kWh between October 1 and May 31
On-Peak Winter	\$0.1252 Per kWh for all On-Peak kWh between October 1 and May 31
Renewable Energy	\$0.0130 Per kWh for all kWh as of 11/1/2022 <i>Please see Voluntary Renewable Energy Rider for current pricing</i>
Power Factor Charge	See Power Factor section below

Minimum Bill - The Minimum Bill is the Basic Service Charge included in the Monthly Rate.

Schedule of On-Peak and Off-Peak Hours - The following schedule shall apply Monday through Friday, including weekday U.S. Holidays when applicable. Saturday and Sunday are Off-Peak. Designated NERC/MISO weekday holidays, as shown in the Rules and Regulations, will be considered Off-Peak.

- A) On-Peak Hours: 10:00AM to 8:00PM
- B) Off-Peak Hours: 8:00PM to 10:00AM

Surcharges and Riders - Service under this rate is subject to surcharges and riders as defined on a separate surcharge or rider schedule.

Fee and Tax Adjustment - Any taxes, assessments, franchise fees, or any other charges or fees levied by a governmental entity or political subdivision upon BWL property, operations, or the production, distribution or sale of electric power, will be in addition to the rates set forth herein.

Rules and Regulations - Service under this rate is subject to the BWL Rules and Regulations for Electric Service hereby incorporated by reference.

Maximum Demand - The Maximum Demand shall be the kW supplied during the 15-minute period of maximum use during the billing month but the Maximum Demand shall never be less than 50% of the highest Maximum Demand of the preceding 11 billing months.

Metering - Where the BWL elects to measure the service on the secondary side of the transformers, the metered kW and kWh thus measured will be increased by 3% for billing purposes to adjust for transformer losses. Where the customer receives service through more than one meter, consumption as registered by the different meters will not be combined for billing purposes but will be billed and computed separately.

Power Factor Charge - This rate requires a determination of the average Power Factor maintained by the customer during the billing period. Such average Power Factor shall be determined through metering of lagging Kilovar-hours and Kilowatt-hours during the billing period. The calculated ratio of lagging Kilovar-hours to Kilowatt-hours shall then be converted to the average Power Factor for the billing period by using the appropriate conversion factor. If the average Power Factor during the billing period is less than 0.900, a penalty will be applied to all commodity and capacity-based charges in accordance with the following table. A Power Factor less than 0.850 is not permitted and necessary corrective equipment must be installed by the customer. After 6 consecutive months below 0.850 Power Factor, the customer may be turned off until corrective equipment is installed.

Power Factor	Power Factor Penalty Charge
Greater than or equal to 0.900	0.0%
0.890 to 0.899	1.1%
0.880 to 0.889	2.3%
0.870 to 0.879	3.4%
0.860 to 0.869	4.7%
0.850 to 0.859	5.9%
Below 0.850	10.0%

Equipment Supplied by Customer - The customer shall be responsible for furnishing, installing and maintaining all necessary and approved transforming, controlling and protective equipment required for service beyond the BWL primary-voltage Service Location.

Alternate Primary Source - Should the customer request the BWL to provide an Alternate Primary Source as provided for in the Rules and Regulations for added reliability, the customer will be subject to a standby charge for the ongoing operations and maintenance of the Alternate Primary Source of \$8.09 per kW of Maximum Demand.



**HIGH LOAD FACTOR LARGE COMMERCIAL & INDUSTRIAL ELECTRIC SERVICE
RATE CODE: LCHLF**

Availability - This rate is available to any Lansing Board of Water & Light (“BWL”) customer desiring primary voltage service for any purpose when supplied at one Premises through one metering installation. This rate is not available for emergency service or standby service.

Nature of Service - The service is alternating current, 60 hertz, three phase. The primary voltage is determined by the BWL.

Monthly Rate - Shall be computed in accordance with the following charges:

	<u>11/1/2023</u>	
Basic Service Charge	\$320.00	Per month
Capacity Charge		
On-Peak Billing Demand	\$31.48	Per kW for all kW of On-Peak Billing Demand
Maximum Demand	\$6.52	Per kW for all kW of Maximum Demand
Commodity Charge		
Summer Months of June through September	\$0.0411	Per kWh for all kWh
Winter Months of October through May	\$0.0387	Per kWh for all kWh
Power Factor Charge		See Power Factor section below

Minimum Bill - The Minimum Bill is the Basic Service Charge included in the Monthly Rate.

Schedule of On-Peak and Off-Peak Hours - The following schedule shall apply Monday through Friday, including weekday U.S. Holidays when applicable. Saturday and Sunday are Off-Peak. Designated NERC/MISO weekday holidays, as shown in the Rules and Regulations, will be considered Off-Peak.

- A) On-Peak Hours: 10:00AM to 6:00PM
- B) Off-Peak Hours: 6:00PM to 10:00AM

Surcharges and Riders - Service under this rate is subject to surcharges and riders as defined on a separate surcharge or rider schedule.

Fee and Tax Adjustment - Any taxes, assessments, franchise fees, or any other charges or fees levied by a governmental entity or political subdivision upon BWL property, operations, or the production, distribution or sale of electric power, will be in addition to the rates set forth herein.

Rules and Regulations - Service under this rate is subject to the BWL Rules and Regulations for Electric Service hereby incorporated by reference.

On-Peak Billing Demand - The On-Peak Billing Demand shall be the kW supplied during the 15-minute period of maximum use during the On-Peak Period during the billing month, but the On-Peak Billing Demand shall never be less than 50% of the highest On-Peak Billing Demand of the preceding 11 billing months.

Maximum Demand - The Maximum Demand shall be the kW supplied during the 15-minute period of maximum use during the billing month, whether on-peak or off-peak, but the Maximum Demand shall never be less than 50% of the highest Maximum Demand of the preceding 11 billing months.

Metering - Where the BWL elects to measure the service on the secondary side of the transformers, the metered kW and kWh thus measured will be increased by 3% for billing purposes to adjust for transformer losses. Where the customer receives service through more than one meter, consumption as registered by the different meters will not be combined for billing purposes but will be billed and computed separately.

Power Factor Charge - This rate requires a determination of the average Power Factor maintained by the customer during the billing period. Such average Power Factor shall be determined through metering of lagging Kilovar-hours and Kilowatt-hours during the billing period. The calculated ratio of lagging Kilovar-hours to Kilowatt-hours shall then be converted to the average Power Factor for the billing period by using the appropriate conversion factor. If the average Power Factor during the billing period is less than 0.900, a penalty will be applied to all commodity and capacity-based charges in accordance with the following table. A Power Factor less than 0.850 is not permitted and necessary corrective equipment must be installed by the customer. After 6 consecutive months below 0.850 Power Factor, the customer may be turned off until corrective equipment is installed.

<u>Power Factor</u>	<u>Power Factor Penalty Charge</u>
Greater than or equal to 0.900	0.0%
0.890 to 0.899	1.1%
0.880 to 0.889	2.3%
0.870 to 0.879	3.4%
0.860 to 0.869	4.7%
0.850 to 0.859	5.9%
Below 0.850	10.0%

Equipment Supplied by Customer - The customer shall be responsible for furnishing, installing and maintaining all necessary and approved transforming, controlling and protective equipment required for service beyond the BWL primary-voltage Service Location.

Alternate Primary Source - Should the customer request the BWL to provide an Alternate Primary Source as provided for in the Rules and Regulations for added reliability, the customer will be subject to a standby charge for the ongoing operations and maintenance of the Alternate Primary Source of \$8.09 per kW of Maximum Demand.



**STANDARD EXTRA LARGE INDUSTRIAL ELECTRIC SERVICE
RATE CODE: XL1**

Availability - This rate is available to any Lansing Board of Water & Light (“BWL”) customer desiring primary voltage service through a dedicated substation for any purpose when supplied at one Premises through one metering installation (except as provided below for Multiple Premises Aggregation). This rate is not available for emergency service or standby service.

The customer must agree to a service contract with the BWL for the customer's entire electric service requirements at the applicable Premises for a period of not less than ten (10) years. If the customer ceases operation before the completion of the initial service contract term, the customer shall pay the remaining net book value for any infrastructure investments made specifically for the customer as specified in the service contract.

Nature of Service - The service is alternating current, 60 hertz, three phase. The primary voltage is determined by the BWL.

Monthly Rate - Shall be computed in accordance with the following charges:

	<u>11/1/2023</u>
Basic Service Charge	\$500.00 Per month
Capacity Charge	
On-Peak Billing Demand	\$17.00 Per kW for all kW of On-Peak Billing Demand
Maximum Demand	\$2.75 Per kW for all kW of Maximum Demand
Commodity Charge	
Off-Peak Summer	\$0.0689 Per kWh for all Off-Peak kWh between June 1 and September 30
On-Peak Summer	\$0.0745 Per kWh for all On-Peak kWh between June 1 and September 30
Off-Peak Winter	\$0.0689 Per kWh for all Off-Peak kWh between October 1 and May 31
On-Peak Winter	\$0.0729 Per kWh for all On-Peak kWh between October 1 and May 31
Power Factor Charge	See Power Factor section below

Minimum Bill - The Minimum Bill is the Basic Service Charge included in the Monthly Rate.

Schedule of On-Peak and Off-Peak Hours - The following schedule shall apply Monday through Friday, including weekday U.S. Holidays when applicable. Saturday and Sunday are Off-Peak. Designated NERC/MISO weekday holidays, as shown in the Rules and Regulations, will be considered Off-Peak.

- A) On-Peak Hours: 10:00AM to 6:00PM
- B) Off-Peak Hours: 6:00PM to 10:00AM

Surcharges and Riders - Service under this rate is subject to surcharges and riders as defined on a separate surcharge or rider schedule.

Fee and Tax Adjustment - Any taxes, assessments, franchise fees, or any other charges or fees levied by a governmental entity or political subdivision upon BWL property, operations, or the production, distribution or sale of electric power, will be in addition to the rates set forth herein.

Rules and Regulations - Service under this rate is subject to the BWL Rules and Regulations for Electric Service hereby incorporated by reference.

On-Peak Billing Demand: The On-Peak Billing Demand shall be the kW supplied during the 15-minute period of maximum use during the On-Peak Period during the billing month, but the On-Peak Billing Demand shall never be less than 50% of the highest On-Peak Billing Demand of the preceding 11 billing months.

Maximum Demand: The Maximum Demand shall be the kW supplied during the 15-minute period of maximum use during the billing month, whether on-peak or off-peak, but the Maximum Demand shall never be less than 50% of the highest Maximum Demand of the preceding 11 billing months.

Multiple Premises Aggregation - The 15-minute period demands of multiple Premises of a customer may be summed for determination of the total On-Peak Billing Demand under the following conditions: (a) each Premises is billed under the same rate schedule; and (b) the total On-Peak Billing Demand shall not be less than 25,000 kW. Aggregation shall be applicable for determination of the On-Peak Billing Demand only. All other charges, including the Basic Service Charge and Maximum Demand, shall apply to each Premises independently.

Metering - Where the BWL elects to measure the service on the secondary side of the substation transformers, the metered kW and kWh thus measured will be increased by 3% for billing purposes to adjust for transformer losses. Where the customer receives service through more than one meter, consumption as registered by the different meters will not be combined for billing purposes but will be billed and computed separately except as provided for in Multiple Premises Aggregation.

Power Factor Charge - This rate requires a determination of the average Power Factor maintained by the customer during the billing period. Such average Power Factor shall be determined through metering of lagging Kilovar-hours and Kilowatt-hours during the billing period. The calculated ratio of lagging Kilovar-hours to Kilowatt-hours shall then be converted to the average Power Factor for the billing period by using the appropriate conversion factor. If the average Power Factor during the billing period is less than 0.950, a penalty will be applied to all commodity and capacity-based charges in accordance with the following table. A Power Factor less than 0.850 is not permitted and necessary corrective equipment must be installed by the customer. After 6 consecutive months below 0.850 Power Factor, the customer may be turned off until corrective equipment is installed.

<u>Power Factor</u>	<u>Power Factor Penalty Charge</u>
Greater than or equal to 0.950	0.0%
0.940 to 0.949	1.1%
0.930 to 0.939	2.2%
0.920 to 0.929	3.3%
0.910 to 0.919	4.4%
0.900 to 0.909	5.6%
0.890 to 0.899	6.7%
0.880 to 0.889	8.0%
0.870 to 0.879	9.2%
0.860 to 0.869	10.5%
0.850 to 0.859	11.8%
Below 0.850	15.0%

Equipment Supplied by Customer - The customer shall be responsible for furnishing, installing and maintaining all necessary and approved transforming, controlling and protective equipment required for service beyond the BWL primary-voltage Service Location.

Alternate Primary Source - Should the customer request the BWL to provide an Alternate Primary Source as provided for in the Rules and Regulations for added reliability, the customer will be subject to a standby charge for the ongoing operations and maintenance of the Alternate Primary Source of \$2.21 per kW of Maximum Demand.



**HIGH LOAD FACTOR EXTRA LARGE INDUSTRIAL ELECTRIC SERVICE
RATE CODE: XLHLF**

Availability - This rate is available to any Lansing Board of Water & Light (“BWL”) customer desiring primary voltage service through a dedicated substation for any purpose when supplied at one Premises through one metering installation. This rate is not available for emergency service or standby service.

The customer must agree to a service contract with the BWL for the customer's entire electric service requirements at the applicable Premises for a period of not less than ten (10) years. If the customer ceases operation before the completion of the initial service contract term, the customer shall pay the remaining net book value for any infrastructure investments made specifically for the customer as specified in the service contract.

Nature of Service - The service is alternating current, 60 hertz, three phase. The primary voltage is determined by the BWL.

Monthly Rate - Shall be computed in accordance with the following charges:

	<u>11/1/2023</u>	
Basic Service Charge	\$500.00	Per month
Capacity Charge		
On-Peak Billing Demand	\$31.48	Per kW for all kW of On-Peak Billing Demand
Maximum Demand	\$6.52	Per kW for all kW of Maximum Demand
Commodity Charge		
Summer Months of June through September	\$0.0396	Per kWh for all kWh
Winter Months of October through May	\$0.0373	Per kWh for all kWh
Power Factor Charge		See Power Factor section below

Minimum Bill - The Minimum Bill is the Basic Service Charge included in the Monthly Rate.

Schedule of On-Peak and Off-Peak Hours - The following schedule shall apply Monday through Friday, including weekday U.S. Holidays when applicable. Saturday and Sunday are Off-Peak. Designated NERC/MISO weekday holidays, as shown in the Rules and Regulations, will be considered Off-Peak.

- A) On-Peak Hours: 10:00AM to 6:00PM
- B) Off-Peak Hours: 6:00PM to 10:00AM

Surcharges and Riders - Service under this rate is subject to surcharges and riders as defined on a separate surcharge or rider schedule.

Fee and Tax Adjustment - Any taxes, assessments, franchise fees, or any other charges or fees levied by a governmental entity or political subdivision upon BWL property, operations, or the production, distribution or sale of electric power, will be in addition to the rates set forth herein.

Rules and Regulations - Service under this rate is subject to the BWL Rules and Regulations for Electric Service hereby incorporated by reference.

On-Peak Billing Demand: The On-Peak Billing Demand shall be the kW supplied during the 15-minute period of maximum use during the On-Peak Period during the billing month, but the On-Peak Billing Demand shall never be less than 50% of the highest On-Peak Billing Demand of the preceding 11 billing months.

Maximum Demand: The Maximum Demand shall be the kW supplied during the 15-minute period of maximum use during the billing month, whether on-peak or off-peak, but the Maximum Demand shall never be less than 50% of the highest Maximum Demand of the preceding 11 billing months.

Metering - Where the BWL elects to measure the service on the secondary side of the substation transformers, the metered kW and kWh thus measured will be increased by 3% for billing purposes to adjust for transformer losses. Where the customer receives service through more than one meter, consumption as registered by the different meters will not be combined for billing purposes but will be billed and computed separately.

Power Factor Charge - This rate requires a determination of the average Power Factor maintained by the customer during the billing period. Such average Power Factor shall be determined through metering of lagging Kilovar-hours and Kilowatt-hours during the billing period. The calculated ratio of lagging Kilovar-hours to Kilowatt-hours shall then be converted to the average Power Factor for the billing period by using the appropriate conversion factor. If the average Power Factor during the billing period is less than 0.950, a penalty will be applied to all commodity and capacity-based charges in accordance with the following table. A Power Factor less than 0.850 is not permitted and necessary corrective equipment must be installed by the customer. After 6 consecutive months below 0.850 Power Factor, the customer may be turned off until corrective equipment is installed.

Power Factor	Power Factor Penalty Charge
Greater than or equal to 0.950	0.0%
0.940 to 0.949	1.1%
0.930 to 0.939	2.2%
0.920 to 0.929	3.3%
0.910 to 0.919	4.4%
0.900 to 0.909	5.6%
0.890 to 0.899	6.7%
0.880 to 0.889	8.0%
0.870 to 0.879	9.2%
0.860 to 0.869	10.5%
0.850 to 0.859	11.8%
Below 0.850	15.0%

Equipment Supplied by Customer - The customer shall be responsible for furnishing, installing and maintaining all necessary and approved transforming, controlling and protective equipment required for service beyond the BWL primary-voltage Service Location.

Alternate Primary Source - Should the customer request the BWL to provide an Alternate Primary Source as provided for in the Rules and Regulations for added reliability, the customer will be subject to a standby charge for the ongoing operations and maintenance of the Alternate Primary Source of \$2.21 per kW of Maximum Demand.



**MARKET BASED PRICING ECONOMIC DEVELOPMENT INDUSTRIAL ELECTRIC SERVICE
RATE CODE: EDM**

Availability - This rate is available to any Lansing Board of Water & Light (“BWL”) customer with incremental load of 30MW or more desiring primary voltage service through a dedicated substation for any purpose when supplied at one Premises through one metering installation. This rate is not available to a new customer resulting from a change in ownership of an existing Premises served by the BWL. This rate is not available for emergency service or standby service.

The customer must agree to a service contract with the BWL for the customer's full electric service requirements at the applicable Premises for a period of not less than fifteen (15) years. If the customer ceases operation or requests disconnection before the completion of the initial service contract term, the customer shall pay the remaining net book value for any infrastructure investments made specifically for the customer as specified in the service contract.

The customer shall be billed under this rate schedule beginning the date Electric Power is delivered through the dedicated substation. Electric Power used during the construction of the customer’s facilities before Electric Power is delivered through the dedicated substation will be billed on the applicable primary or secondary voltage rate schedule. The customer must achieve its contracted load within five (5) years from the effective date of the service contract. Should the customer not achieve its contractual load estimate, the customer will be placed on the applicable rate schedule.

Nature of Service - The service is alternating current, 60 hertz, three phase. The primary voltage is determined by the BWL.

Monthly Rate - Shall be computed in accordance with the following charges:

<u>Billing Determinant</u>	<u>Description</u>	<u>Example</u>
Power Supply Capacity Charge	MISO Zone-7 Planning Resource Auction clearing price for all kW of On-Peak Billing Demand	<i>\$51,400 / MW-yr @ 90% LF = \$6.52/MWh</i>
Power Supply Transmission Charge	METC Joint Zone Rates for Schedules 1, 2, 7, 26, and 33 for all kW of On-Peak Billing Demand	<i>\$75,000 / MW-yr @ 90% LF = \$9.51/MWh</i>
Energy Charge	MISO Real Time Locational Marginal Price (LMP) for the CONS.LANS node for all kWh	<i>\$30.00 / MWh</i>
System Contribution Charge	10% of total charges from above pricing components	<i>\$46.03 x 10% = \$4.60 / MWh</i>
		<i>Total = \$50.63 / MWh or 5.06 cents / kWh</i>
Incremental Transmission & Distribution Facilities Charge	Per service contract terms for the incremental transmission & distribution facilities provided by BWL	
Power Factor Charge	See Power Factor section below	

Minimum Bill - The Minimum Bill is based on 30MW of On-Peak Billing Demand at the contractual load factor estimate for all billing determinants above once the 5-year initial term has completed.

Schedule of On-Peak and Off-Peak Hours - The following schedule shall apply Monday through Friday, including weekday U.S. Holidays when applicable. Saturday and Sunday are Off-Peak. Designated NERC/MISO weekday holidays, as shown in the Rules and Regulations, will be considered Off-Peak.

- A) On-Peak Hours: 7:00AM to 11:00PM
- B) Off-Peak Hours: 11:00PM to 7:00AM

Surcharges and Riders - Service under this rate is subject to surcharges and riders as defined on a separate surcharge or rider schedule.

Fee and Tax Adjustment - Any taxes, assessments, franchise fees, or any other charges or fees levied by a governmental entity or political subdivision upon BWL property, operations, or the production, distribution or sale of electric power, will be in addition to the rates set forth herein.

Rules and Regulations - Service under this rate is subject to the BWL Rules and Regulations for Electric Service hereby incorporated by reference.

On-Peak Billing Demand: The On-Peak Billing Demand shall be the kW supplied during the 15-minute period of maximum use during the On-Peak Period during the billing month, but the On-Peak Billing Demand shall never be less than 100% of the highest On-Peak Billing Demand of the preceding 11 billing months.

Metering - Where the BWL elects to measure the service on the secondary side of the substation transformers, the metered kW and kWh thus measured will be increased by 3% for billing purposes to adjust for transformer losses. Where the customer receives service through more than one meter, consumption as registered by the different meters will not be combined for billing purposes but will be billed and computed separately.

Power Factor Charge - This rate requires a determination of the average Power Factor maintained by the customer during the billing period. Such average Power Factor shall be determined through metering of lagging Kilovar-hours and Kilowatt-hours during the billing period. The calculated ratio of lagging Kilovar-hours to Kilowatt-hours shall then be converted to the average Power Factor for the billing period by using the appropriate conversion factor. If the average Power Factor during the billing period is less than 0.950, a penalty will be applied to all power supply and energy-based charges in accordance with the following table. A Power Factor less than 0.850 is not permitted and necessary corrective equipment must be installed by the customer. After 6 consecutive months below 0.850 Power Factor, the customer may be turned off until corrective equipment is installed.

<u>Power Factor</u>	<u>Power Factor Penalty Charge</u>
Greater than or equal to 0.950	0.0%
0.940 to 0.949	1.1%
0.930 to 0.939	2.2%
0.920 to 0.929	3.3%
0.910 to 0.919	4.4%
0.900 to 0.909	5.6%
0.890 to 0.899	6.7%
0.880 to 0.889	8.0%
0.870 to 0.879	9.2%
0.860 to 0.869	10.5%
0.850 to 0.859	11.8%
Below 0.850	15.0%

Equipment Supplied by Customer - The customer shall be responsible for furnishing, installing and maintaining all necessary and approved transforming, controlling and protective equipment required for service beyond the BWL primary-voltage Service Location.

Alternate Primary Source - Should the customer request the BWL to provide an Alternate Primary Source as provided for in the Rules and Regulations for added reliability, the customer will be subject to a standby charge for the ongoing operations and maintenance of the Alternate Primary Source of \$2.21 per kW of Maximum Demand.

Resale of Electric Power – This rate is not eligible for resale of electric power as provided for in the Rules and Regulations.



**HIGH LOAD FACTOR ECONOMIC DEVELOPMENT INDUSTRIAL ELECTRIC SERVICE
RATE CODE: EDHLF**

Availability - This rate is available to any Lansing Board of Water & Light (“BWL”) customer with incremental load of 30MW or more desiring primary voltage service through a dedicated substation for any purpose when supplied at one Premises through one metering installation. This rate is not available to a new customer resulting from a change in ownership of an existing Premises served by the BWL. This rate is not available for emergency service or standby service.

The customer must agree to a service contract with the BWL for the customer's full electric service requirements at the applicable Premises for a period of not less than fifteen (15) years. If the customer ceases operation or requests disconnection before the completion of the initial service contract term, the customer shall pay the remaining net book value for any infrastructure investments made specifically for the customer as specified in the service contract.

The customer shall be billed under this rate schedule beginning the date Electric Power is delivered through the dedicated substation. Electric Power used during the construction of the customer’s facilities before Electric Power is delivered through the dedicated substation will be billed on the applicable primary or secondary voltage rate schedule. The customer must achieve its contracted load within five (5) years from the effective date of the service contract. Should the customer not achieve its contractual load estimate, the customer will be placed on the applicable rate schedule.

Nature of Service - The service is alternating current, 60 hertz, three phase. The primary voltage is determined by the BWL.

Monthly Rate - Shall be computed in accordance with the following charges:

	<u>11/1/2023</u>	
Basic Service Charge	\$5,000.00	Per month
Capacity Charge		
On-Peak Billing Demand	\$6.75	Per kW for all kW of On-Peak Billing Demand
Maximum Demand	\$5.25	Per kW for all kW of Maximum Demand
Commodity Charge	\$0.0437	Per kWh for all kWh
Incremental Transmission & Distribution Facilities Charge		Per service contract terms for the incremental transmission & distribution facilities provided by the BWL
Power Factor Charge		See Power Factor section below

Minimum Bill - The Minimum Bill is based on 30MW of On-Peak Billing Demand at the contractual load factor estimate for all billing determinants above once the 5-year initial term has completed.

Schedule of On-Peak and Off-Peak Hours - The following schedule shall apply Monday through Friday, including weekday U.S. Holidays when applicable. Saturday and Sunday are Off-Peak. Designated NERC/MISO weekday holidays, as shown in the Rules and Regulations, will be considered Off-Peak.

- A) On-Peak Hours: 10:00AM to 6:00PM
- B) Off-Peak Hours: 6:00PM to 10:00AM

Surcharges and Riders - Service under this rate is subject to surcharges and riders as defined on a separate surcharge or rider schedule.

Fee and Tax Adjustment - Any taxes, assessments, franchise fees, or any other charges or fees levied by a governmental entity or political subdivision upon BWL property, operations, or the production, distribution or sale of electric power, will be in addition to the rates set forth herein.

Rules and Regulations - Service under this rate is subject to the BWL Rules and Regulations for Electric Service hereby incorporated by reference.

On-Peak Billing Demand: The On-Peak Billing Demand shall be the kW supplied during the 15-minute period of maximum use during the On-Peak Period during the billing month, but the On-Peak Billing Demand shall never be less than 50% of the highest On-Peak Billing Demand of the preceding 11 billing months.

Maximum Demand: The Maximum Demand shall be the kW supplied during the 15-minute period of maximum use during the billing month, whether on-peak or off-peak, but the Maximum Demand shall never be less than 50% of the highest Maximum Demand of the preceding 11 billing months.

Metering - Where the BWL elects to measure the service on the secondary side of the substation transformers, the metered kW and kWh thus measured will be increased by 3% for billing purposes to adjust for transformer losses. Where the customer receives service through more than one meter, consumption as registered by the different meters will not be combined for billing purposes but will be billed and computed separately.

Power Factor Charge - This rate requires a determination of the average Power Factor maintained by the customer during the billing period. Such average Power Factor shall be determined through metering of lagging Kilovar-hours and Kilowatt-hours during the billing period. The calculated ratio of lagging Kilovar-hours to Kilowatt-hours shall then be converted to the average Power Factor for the billing period by using the appropriate conversion factor. If the average Power Factor during the billing period is less than 0.950, a penalty will be applied to all commodity and capacity-based charges in accordance with the following table. A Power Factor less than 0.850 is not permitted and necessary corrective equipment must be installed by the customer. After 6 consecutive months below 0.850 Power Factor, the customer may be turned off until corrective equipment is installed.

Power Factor	Power Factor Penalty Charge
Greater than or equal to 0.950	0.0%
0.940 to 0.949	1.1%
0.930 to 0.939	2.2%
0.920 to 0.929	3.3%
0.910 to 0.919	4.4%
0.900 to 0.909	5.6%
0.890 to 0.899	6.7%
0.880 to 0.889	8.0%
0.870 to 0.879	9.2%
0.860 to 0.869	10.5%
0.850 to 0.859	11.8%
Below 0.850	15.0%

Equipment Supplied by Customer - The customer shall be responsible for furnishing, installing and maintaining all necessary and approved transforming, controlling and protective equipment required for service beyond the BWL primary-voltage Service Location.

Alternate Primary Source - Should the customer request the BWL to provide an Alternate Primary Source as provided for in the Rules and Regulations for added reliability, the customer will be subject to a standby charge for the ongoing operations and maintenance of the Alternate Primary Source of \$2.21 per kW of Maximum Demand.

Resale of Electric Power – This rate is not eligible for resale of electric power as provided for in the Rules and Regulations.



**STANDARD STREET LIGHTING ELECTRIC SERVICE
RATE CODE: SL1**

Availability - Available to any political subdivision or agency of the State of Michigan for street lighting service for any system consisting of one or more luminaires where the Lansing Board of Water & Light (“BWL”) has an existing distribution system with secondary voltage available. Luminaires may be installed with no limitations as to spacing between luminaires. Where an overhead line extension is required to serve one or more luminaires, the BWL will furnish 350 linear feet of line extension per luminaire served from such extension.

Nature of Service - The BWL will furnish, install, own, operate, and maintain all equipment comprising the street lighting system, and supply the unmetered energy. The BWL reserves the right to furnish service from either a series or multiple system or both.

Monthly Rate - Shall be computed in accordance with the following charges:

	11/1/2023
High Pressure Sodium Luminaire¹	
70 W	\$10.50
100 W	\$12.00
150 W	\$13.50
250 W	\$16.50
400 W	\$21.00
1000 W	\$43.50
Mercury Vapor Luminaire²	
100 W	\$11.00
175 W	\$13.50
250 W	\$16.00
400 W	\$20.00
1000 W	\$38.50
Metal Halide Luminaire¹	
175 W ²	\$23.50
250 W ²	\$26.50
400 W	\$27.00
1000 W	\$52.00
1500 W	\$80.00
Induction Luminaire¹	
85 W	\$11.00
165 W	\$13.50
LED Decorative Luminaire	
1-19 W	\$14.00
20-39 W	\$14.50
40-59 W	\$15.00
60-79 W	\$16.00
80-99 W	\$16.50

¹ Rates apply to existing luminaires and are subject to cost and availability for new business.

² Rates apply to existing luminaires only and are not open to new business.

100-119 W	\$17.00
120-139 W	\$17.50
140-159 W	\$18.50
160-179 W	\$19.00
180-199 W	\$20.00
200-219 W	\$20.50
220-239 W	\$21.00
240-259 W	\$22.00
260-279 W	\$22.50
280-299 W	\$23.00
300-319 W	\$23.50
320-339 W	\$24.50
340-359 W	\$25.00
360-379 W	\$26.00
380-399 W	\$26.50
LED End Mount Luminaire	
1-19 W	\$11.50
20-39 W	\$12.50
40-59 W	\$13.00
60-79 W	\$13.50
80-99 W	\$14.50
100-119 W	\$15.00
120-139 W	\$15.50
140-159 W	\$16.50
160-179 W	\$17.00
180-199 W	\$17.50
200-219 W	\$18.50
220-239 W	\$19.00
240-259 W	\$19.50
260-279 W	\$20.50
280-299 W	\$21.00
300-319 W	\$21.50
320-339 W	\$22.50
340-359 W	\$23.00
360-379 W	\$23.50
380-399 W	\$24.50
LED Flood Luminaire	
1-19 W	\$13.50
20-39 W	\$14.50
40-59 W	\$15.00
60-79 W	\$15.50
80-99 W	\$16.50
100-119 W	\$17.00
120-139 W	\$17.50
140-159 W	\$18.50
160-179 W	\$19.00
180-199 W	\$19.50
200-219 W	\$20.50
220-239 W	\$21.00
240-259 W	\$21.50
260-279 W	\$22.50
280-299 W	\$23.00
300-319 W	\$23.50
320-339 W	\$24.50

340-359 W	\$25.00
360-379 W	\$25.50
380-399 W	\$26.00

Monthly Rate (continued)

Plus, an additional monthly charge, depending on type of installation, of:

	11/1/2023
Wood Pole – Overhead Service	\$7.70
Wood Pole – Underground Service	\$12.00
Concrete Pole – Overhead Service	\$19.00
Concrete Pole – Underground Service	\$19.00
Post Top – Concrete	\$12.00
Historic – Single Top	\$39.60
Large Historic – Dual Top	\$79.30
Small Historic – Dual Top	\$66.70
Wall/Tunnel – 8760 Hours	\$16.70
Wall/Tunnel – 4200 Hours	\$10.20
Bollard	\$33.70

Note: Luminaires installed on existing poles will be charged only the applicable rate for the luminaire. None of the additional charges above will be applied.

Customer Contribution - The monthly rates are based on fixtures normally stocked by the BWL and installed utilizing normal construction techniques. The BWL may, at its option, upon customer request install a street lighting system not covered by the rates above. Such requests shall be subject to the terms and conditions of Electric Rate SL2.

Unit Replacement - The BWL may, at its option, upon customer request replace existing street light units. After installation, the customer shall make a one-time contribution equal to the undepreciated value of the unit plus the cost of removal.

Surcharges and Riders - Service under this rate is subject to surcharges and riders as defined on a separate surcharge or rider schedule.

Fee and Tax Adjustment - Any taxes, assessments, franchise fees, or any other charges or fees levied by a governmental entity or political subdivision upon BWL property, operations, or the production, distribution or sale of electric power, will be in addition to the rates set forth herein.

Rules and Regulations - Service under this rate is subject to the BWL Rules and Regulations for Electric Service hereby incorporated by reference.



**SPECIALITY FACILITIES STREET LIGHTING ELECTRIC SERVICE
RATE CODE: SL2**

Availability - Available to any political subdivision or agency of the State of Michigan for non-standard Lansing Board of Water & Light (“BWL”) street lighting service for any system consisting of one or more luminaires where the BWL has an existing distribution system with secondary voltage available.

Nature of Service - The BWL will furnish, install, own, operate, and maintain all equipment comprising the street lighting system, and supply the unmetered energy. The BWL reserves the right to furnish service from either a series or multiple system or both.

Annual Rate - The annual rate per luminaire with fixture and setting, payable in twelve monthly installments, shall consist of an annual energy charge and an annual facilities charge, as set forth below:

	<u>11/1/2023</u>
High Pressure Sodium Luminaire	\$0.77 per watt of rated energy usage
Metal Halide Luminaire	\$1.02 per watt of rated energy usage
LED Luminaire	\$0.56 per watt of rated energy usage

Annual Facilities Charge - The Annual Rate to recover the cost of luminaires, poles, attachments, and other equipment installed to provide service under this rate schedule, including the total facilities cost less any customer contributions, projected annual maintenance cost, and return on investment. The annual facilities charge for each luminaire and setting will be specified in the service contracts with each customer.

Unit Replacement - The BWL may, at its option, upon customer request replace existing street light units. After installation, the customer shall make a one-time contribution equal to the undepreciated value of the unit plus the cost of removal.

Surcharges and Riders - Service under this rate is subject to surcharges and riders as defined on a separate surcharge or rider schedule.

Fee and Tax Adjustment - Any taxes, assessments, franchise fees, or any other charges or fees levied by a governmental entity or political subdivision upon BWL property, operations, or the production, distribution or sale of electric power, will be in addition to the rates set forth herein.

Rules and Regulations - Service under this rate is subject to the BWL Rules and Regulations for Electric Service hereby incorporated by reference.



**CUSTOMER OWNED STREET LIGHTING ELECTRIC SERVICE
RATE CODE: SLCUST**

Availability - Available to any political subdivision or agency of the State of Michigan for street lighting service for any system consisting of one or more luminaires where the Lansing Board of Water & Light (“BWL”) has an existing distribution system available.

Effective March 1, 2011, this rate is not open to new business.

Nature of Service - The BWL will connect the customer’s equipment to BWL lines, furnish the control equipment, supply the unmetered energy, control the burning hours of the lamps, provide normal replacement of luminaire refractors, control devices and lamps. The customer will furnish, install and own all equipment comprising the street lighting system, including, but not limited to the overhead wires or underground cables between luminaires and the supply circuits extending to the point of attachment with the BWL. All maintenance and replacement of the customer’s equipment except normal lamp and glass replacement shall be paid by the customer. The BWL reserves the right to furnish service from either a series or multiple system or both.

Monthly Rate - Shall be computed in accordance with the following charges:

High Pressure Sodium Luminaire¹	11/1/2023
70 W	\$5.10
100 W	\$6.10
150 W	\$7.90
250 W	\$10.40
400 W	\$14.90
1000 W	\$35.20
Mercury Vapor Luminaire¹	
175 W	\$7.10
250 W	\$9.50
400 W	\$13.60
1000 W	\$30.00
Incandescent Luminaire¹	
2500 L	\$9.80
4000 L	\$15.70
6000 L	\$19.10
LED Luminaire	
1-19 W	\$4.60
20-39 W	\$5.20
40-59 W	\$5.80
60-79 W	\$6.50
80-99 W	\$7.00
100-119 W	\$7.70
120-139 W	\$8.30
140-159 W	\$9.00
160-179 W	\$9.60
180-199 W	\$10.20

¹ Rates apply to existing luminaires only and are not open to new business.

200-219 W	\$10.80
220-239 W	\$11.50
240-259 W	\$12.10
260-279 W	\$12.60
280-299 W	\$13.30
300-319 W	\$13.90
320-339 W	\$14.60
340-359 W	\$15.10
360-379 W	\$15.80
380-399 W	\$16.40

Maintenance Charge - The actual labor, material, miscellaneous and indirect charges experienced maintaining street light units during the preceding month.

Combined Rates - The monthly rate for units consisting of more than one luminaire shall be the appropriate combination of individual unit charges above.

Special Terms and Conditions - The BWL reserves the right to make special contractual arrangements as to termination charges, contributions in aid of construction, term or other special considerations when the customer requests service, equipment or facilities not normally provided under this rate.

Surcharges and Riders - Service under this rate is subject to surcharges and riders as defined on a separate surcharge or rider schedule.

Fee and Tax Adjustment - Any taxes, assessments, franchise fees, or any other charges or fees levied by a governmental entity or political subdivision upon BWL property, operations, or the production, distribution or sale of electric power, will be in addition to the rates set forth herein.

Rules and Regulations - Service under this rate is subject to the BWL Rules and Regulations for Electric Service hereby incorporated by reference.



**OUTDOOR LIGHTING ELECTRIC SERVICE
RATE CODE: OLS**

Availability - This rate is available to any Lansing Board of Water & Light (“BWL”) customer located within the BWL service area for dusk to dawn lighting of a Premises. The BWL furnishes and maintains all lights. The installation will overhang private property from existing or new poles set at points accessible to BWL construction and maintenance equipment. This rate is not available for purposes of street, highway, or public thoroughfare lighting.

Monthly Rate - Shall be computed in accordance with the following charges:

<i>Luminaires on Overhead Mast Arm on existing BWL poles</i>	11/1/2023
High Pressure Sodium¹	
100 W	\$15.00
250 W	\$23.70
400 W	\$27.00
Mercury Vapor²	
175 W	\$15.70
400 W	\$27.00
LED End Mount	
1-19 W	\$11.00
20-39 W	\$11.60
40-59 W	\$12.20
60-79 W	\$12.90
80-99 W	\$13.50
100-119 W	\$14.10
120-139 W	\$14.80
140-159 W	\$15.30
160-179 W	\$15.90
180-199 W	\$16.60
200-219 W	\$17.20
220-239 W	\$17.80
240-259 W	\$18.50
260-279 W	\$19.10
280-299 W	\$19.70
300-319 W	\$20.40
320-339 W	\$20.90
340-359 W	\$21.50
360-379 W	\$22.20
380-399 W	\$22.80

¹ Rates apply to existing luminaires and are subject to cost and availability for new business.

² Rates apply to existing luminaires only and are not open to new business.

Floodlighting Luminaires on Bracket Arm on existing BWL poles	11/1/2023
High Pressure Sodium³	
100 W	\$19.90
250 W	\$26.80
400 W	\$31.40
Metal Halide³	
400 W	\$39.00
1000 W	\$67.50
1500 W	\$93.70
LED Flood	
1-19 W	\$12.90
20-39 W	\$13.50
40-59 W	\$14.10
60-79 W	\$14.70
80-99 W	\$15.30
100-119 W	\$15.90
120-139 W	\$16.60
140-159 W	\$17.20
160-179 W	\$17.80
180-199 W	\$18.50
200-219 W	\$19.10
220-239 W	\$19.70
240-259 W	\$20.30
260-279 W	\$20.90
280-299 W	\$21.50
300-319 W	\$22.20
320-339 W	\$22.80
340-359 W	\$23.40
360-379 W	\$24.10
380-399 W	\$24.70

In the event additional facilities or rearrangement of existing facilities is required, the BWL shall install, operate and maintain such facilities for the following monthly charges.

Type of Facilities	11/1/2023
35-foot wood poles including span of overhead secondary extension	\$17.00 Per pole
37-foot concrete pole including span of overhead secondary extension	\$28.20 Per pole
Other facilities, hand set poles, or rearrangement of existing facilities	1.67% Of estimated cost

Surcharges and Riders - Service under this rate is subject to surcharges and riders as defined on a separate surcharge or rider schedule.

Fee and Tax Adjustment - Any taxes, assessments, franchise fees, or any other charges or fees levied by a governmental entity or political subdivision upon BWL property, operations, or the production, distribution or sale of electric power, will be in addition to the rates set forth herein.

Rules and Regulations - Service under this rate is subject to the BWL Rules and Regulations for Electric Service hereby incorporated by reference.

³ Rates apply to existing luminaires and are subject to cost and availability for new business.

Service Contract - A written service agreement shall be entered into to take BWL service for a term of years determined as follows:

- a) One year, if additional facilities are not required, or
- b) Three years, if additional facilities are required
- c) Five years, for metal halide lamps or if monthly facilities charges are calculated at 1.67% of estimated cost,
- d) Ten years, if special contractual arrangements are made.

In the event the customer discontinues service before the end of the agreement term, the established rate for the remaining portion of the agreement shall immediately become due and payable. The BWL will replace lamps or make repairs when practicable after the customer has reported that the installation requires servicing. Such replacements and repairs will be made during regular working hours. The BWL may refuse or restrict the service provided in this rate to seasonal type customers and/or may require such customers to pay for the service annually in advance where the permanency of the customer is doubtful or has not been demonstrated by the customer. If relocation, including adjustment, of the outdoor light or relocation of other facilities used in connection with the light is desired by the customer during the term of the contract, the BWL will provide this service, if feasible, at the customer's expense.



**UNMETERED DEVICES ELECTRIC SERVICE
RATE CODE: UNM**

Availability - This rate is available to Unmetered Devices, such as Community Antenna Television Service Companies (CATV), wireless access companies, or security camera companies for unmetered Power Supply Units.

Where the Lansing Board of Water & Light's ("BWL") total investment to serve an individual Premises exceeds three times the annual revenue to be derived from such Premises, a contribution to the BWL shall be required for the excess.

Nature of Service - The service is alternating current, 60 hertz, single phase, 120/240 nominal volts.

Monthly Rate - Shall be computed in accordance with the following charges:

	<u>11/1/2023</u>
Basic Service Charge	\$5.00 Per month
Commodity Charge	\$0.0973 Per kWh for all kWh

Determination of kWh - Monthly kWh shall be determined by multiplying the total connected load in kW times 730 hours.

The kWh for CATV Power Supply Units shall be 50% of the total kWh as determined from the manufacturer's rated input capacity of the Power Supply Units or the actual test load, whichever is greater.

The kWh for Wireless Access and Security Camera Power Supply Units shall be 100% of the total kWh as determined from the manufacturer's rated input capacity of the Power Supply Units or the actual test load, whichever is greater.

The BWL may, at its option, install test meters for the purpose of determining the monthly kWh usage to be used for billing purposes.

Minimum Bill - The Minimum Bill is the Basic Service Charge included in the Monthly Rate.

Surcharges and Riders - Service under this rate is subject to surcharges and riders as defined on a separate surcharge or rider schedule.

Fee and Tax Adjustment - Any taxes, assessments, franchise fees, or any other charges or fees levied by a governmental entity or political subdivision upon BWL property, operations, or the production, distribution or sale of electric power, will be in addition to the rates set forth herein.

Rules and Regulations - Service under this rate is subject to the BWL Rules and Regulations for Electric Service hereby incorporated by reference.



**TRAFFIC SIGNAL UNMETERED DEVICES ELECTRIC SERVICE
RATE CODE: UNMT**

Availability - This rate is available to the US Government, any political subdivision or agency of the State of Michigan, and any public or private school district for lamp installations maintained for traffic regulation or guidance, as distinguished from street illumination and police signal systems.

Where the Lansing Board of Water & Light's ("BWL") total investment to serve an individual Premises exceeds three times the annual revenue to be derived from such Premises, a contribution to the BWL shall be required for the excess.

Nature of Service - The service is alternating current, 60 hertz, single phase, 120/240 nominal volts.

Monthly Rate - Shall be computed in accordance with the following charges:

Part 1: Electric Service

Basic Service Charge

11/1/2023

\$5.00 Per month

Commodity Charge

\$0.0973 Per kWh for all kWh

Part 2: Maintenance Charge

The actual labor, material, miscellaneous and indirect charges experienced maintaining and relamping traffic signals during the preceding month.

Determination of kWh - Monthly kWh shall be determined by multiplying the total connected load in kW (including the lamps, ballasts, transformers, amplifiers, and control devices) times 730 hours.

The kWh for cyclical devices shall be 50% of the total kWh so calculated.

The kWh of continuous, non-intermittent devices shall be 100% of the total kWh so calculated.

The kWh of devices used for the control of school traffic, and operated not more than six hours per day during the school year only, shall be 10% of the continuous or cyclical kWh so calculated.

The BWL may, at its option, install test meters for the purpose of determining the monthly kWh usage to be used for billing purposes.

Minimum Bill - The Minimum Bill is the Basic Service Charge included in the Monthly Rate.

Surcharges and Riders - Service under this rate is subject to surcharges and riders as defined on a separate surcharge or rider schedule.

Fee and Tax Adjustment - Any taxes, assessments, franchise fees, or any other charges or fees levied by a governmental entity or political subdivision upon BWL property, operations, or the production, distribution, or sale of electric power, will be in addition to the rates set forth herein.

Rules and Regulations - Service under this rate is subject to the BWL Rules and Regulations for Electric Service hereby incorporated by reference.



STANDBY RATE FOR DISPATCHABLE GENERATORS RIDER CODE: STBY

Availability – Required for use by Lansing Board of Water & Light’s (“BWL”) customers utilizing dispatchable generation such as cogeneration or combined heat and power systems. Customers must take service on rates MC1 or LC1 in combination with the Standby Rate for Dispatchable Generators.

Monthly Standby Rate - The monthly charge is the sum of the charges listed below for Secondary or Primary Service multiplied by the nameplate capacity of the generating unit(s) standby power is being provided for.

- Secondary Service Customer
 - \$8.46 per kW
- Primary Service Customer
 - \$8.09 per kW

Supplemental Power Rate - The supplemental power rate shall apply when the customer’s generation does not, on a basis to be determined by the BWL, provide all power requirements for the premises. The BWL will provide supplemental power at the published rates applicable for the nature of the supplemental power being provided.

Maintenance Power Rate - The maintenance power rate shall apply when customer schedules owned generation outages or derates for maintenance or other services. Scheduling is defined as submitting a written notice to the BWL contact designated in the applicant’s Parallel Operating Agreement five business days before the scheduled outage.

- Commodity charge will be based on the BWL’s published rates applicable for the amount and nature of the maintenance power being provided.
- Demand Charges:
 - If the scheduled outage is during off-peak times, no demand charges will be assessed.
 - If the scheduled outage is not within off-peak times, a daily on-peak demand charge of \$0.62/kW of nameplate generation capacity will be assessed.

Backup Power Rate - The backup power rate shall apply for all unscheduled generator outages or derates.

- Commodity charge will be based on the BWL’s published rates applicable for the amount and nature of the maintenance power being provided.
- Demand Charges:
 - If the scheduled outage is during off-peak times, no demand charges will be assessed.
 - If the scheduled outage is not within off-peak times, a daily on-peak demand charge of \$12.34/kW of nameplate generation capacity will be assessed.

Stranded Cost Rate – The stranded costs rate shall be calculated using the following formula:

- $Stranded\ Cost = LR - (SC + MV + CV)$; where
 - LR = total BWL Lost Revenue caused by installation of generating unit by customer
 - SC = Standby Charges paid by customer
 - MV = Market Value of power produced from generating unit adjusted for system losses. Market Value of power is the greater of locational marginal price (LMP) or BWL’s avoided fuel costs. LMP is measured at the CONS.LANS node from the MISO (Mid-Continent Independent System Operator) Michigan Trading Hub.
 - CV = Capacity Value of generating unit(s) based on its nameplate capacity
- Lost Revenue is the cost left stranded due to installation of the customer owned generation unit. Capacity of the generating unit shall be defined as the nameplate capacity under the interconnection agreement.
- Lost Revenue, Capacity Value, and Market Value of energy are estimated, subject to true-up at the conclusion of the first year of operation.
- Stranded Cost is determined annually.

- Stranded Costs will be charged to the customer in equal monthly installments over the twelve-month period following determination of the Costs. The Stranded Cost calculation will be charged for a maximum of seven years, or until BWL obtains additional generation supply to meet the resource adequacy requirements for its customers whichever occurs first.

Fee and Tax Adjustment - Any taxes, assessments, franchise fees, or any other charges or fees levied by a governmental entity or political subdivision upon BWL property, operations, or the production, distribution or sale of electric power, will be in addition to the rates set forth herein.

Rules and Regulations - Service under this rate is subject to the BWL Rules and Regulations for Electric Service hereby incorporated by reference.



**POWER SUPPLY COST RECOVERY ADJUSTMENT
RIDER CODE: PSCR**

The Power Supply Cost Recovery (PSCR) Adjustment permits the monthly adjustment of rates for the costs incurred in supplying electricity. All electric rates with a kWh billing determinant are subject to the PSCR Adjustment, as defined in the table of eligible rates below. In applying the PSCR Adjustment, the applicable rate per kWh shall be increased or decreased by the amount of the current PSCR Adjustment.

The PSCR Adjustment shall be reviewed and, as necessary, revised periodically in accordance with the provisions of this schedule, but not less frequently than every twelve months.

Power Supply Cost Recovery (PSCR) Adjustment - The amount per kWh by which the applicable rates shall be adjusted for billing in each month.

Power Supply Cost - Those costs incurred in supplying electricity. Costs include, but are not limited to, fuel burned and fuel related cost, fuel transportation, pre and post combustion fuel additives, fuel procurement, environmental allowances, costs of power purchase agreements, market energy, capacity, and ancillary services costs, and transmission costs.

Over/Under Recovery - The difference between actual Power Supply Cost for prior months and the amount of Power Supply Cost recovered by means of the Base Cost of Power Supply and the Power Supply Cost Recovery Adjustment. The Over/Under Recovery shall be added to the Power Supply Cost for purposes of computing the PSCR Adjustment for each month. Power Supply Cost will be offset with net wholesale energy, capacity, ancillary services, and transmission revenues.

Base Cost of Power Supply - The average Power Supply Cost included in the energy rates of the various rate schedules. Such amount shall not be recovered by means of the PSCR Adjustment. The current Base Cost of Power Supply is \$0.0361 per kWh sold.

Eligible Rates - The following rates will be subject to the PSCR Adjustment:

RES1	RESTOU	RES22
RES21	OPTO	OPTOS
SC1	SCTOU	MC1
MCTOU	MCEV	MCHLF
LC1	LCTOU	LCEV
LCHLF	XL1	XLHLF
EDHLF	UNM	UNMT
Other per Contract Terms		



**ELECTRIC ENVIRONMENTAL CHARGE
RIDER CODE: ENVE**

Purpose - The Electric Environmental Charge permits the recovery of costs and expenses incurred from environmental remediation and mitigation activities that are required as matter of agreement, order, decree, or law. All electric rates with a kWh billing determinant are subject to the Electric Environmental Charge, as defined in the table of eligible rates below. All revenues collected from the Electric Environmental Charge will be directly applied to offset these environmental expenses and other associated expenses. The Electric Environmental Charge shall be reviewed and revised periodically in accordance with the provisions of this schedule and until the balance is zero. Should the Electric Environmental Charge collect revenues in excess of environmental expenses, the difference shall be refunded to the applicable rates.

Electric Environmental Charge - The current charge is **\$0.0006/kWh**

Eligible Rates - The following rates will be subject to the Electric Environmental Charge:

RES1	RESTOU	RES22
RES21	OPTO	OPTOS
SC1	SCTOU	MC1
MCTOU	MCEV	MCHLF
LC1	LCTOU	LCEV
LCHLF	XL1	XLHLF
EDM	EDHLF	UNM
UNMT	Other per Contract Terms	



**LOW INCOME ENERGY ASSISTANCE FUND SURCHARGE
RIDER CODE: LIEAF**

Purpose - Public Act 95 of 2013 created a monthly surcharge on each retail billing meter to assist low-income residents with their utility bills. The intention is to provide funds to prevent disconnection of service and to help people become more energy self-sufficient. The surcharge is capped at \$1.00 per meter. Every customer receiving a retail distribution service will receive this surcharge on one meter. Every year, the program is reviewed and the LIEAF charge may be revised.

LIEAF Surcharge - The LIEAF surcharge as of 7/1/2022 is **\$0.87/billing meter**.



**RENEWABLE ENERGY PLAN SURCHARGE
RIDER CODE: REP**

Purpose - The Renewable Energy Plan Surcharge (REP Surcharge) is designed to recover Renewable Energy Plan program costs, as required by 2016 PA 342.

The REP Surcharge will appear as a line item on the customer's bill.

The REP Surcharge shall be reviewed and revised periodically in accordance with the provisions of this schedule, not to exceed the maximum surcharge allowed under the provisions of 2016 PA 342.

Monthly Surcharge - Current Monthly REP Surcharges are as follows:

Rate Schedule	REP Surcharge	
<u>Residential</u>		
RES1	\$0.00	Per Month
RESTOU	\$0.00	Per Month
RES21	\$0.00	Per Month
OPTO	\$0.00	Per Month
OPTOS	\$0.00	Per Month
<u>Small Commercial</u>		
SC1	\$0.00	Per Month
SCTOU	\$0.00	Per Month
<u>Midsized Commercial</u>		
MC1	\$0.00	Per Month
MCTOU	\$0.00	Per Month
MCHLF	\$0.00	Per Month
<u>Large Commercial & Industrial</u>		
LC1	\$0.00	Per Month
LCTOU	\$0.00	Per Month
LCHLF	\$0.00	Per Month
<u>Extra Large Industrial</u>		
XL1	\$0.00	Per Month
XLHLF	\$0.00	Per Month
<u>Economic Development Industrial</u>		
EDM	\$0.00	Per Month
EDHLF	\$0.00	Per Month
<u>Other Electric Service</u>		
SL1	\$0.00	Per Luminaire per Month
SL2	\$0.00	Per Luminaire per Month
SLCUST	\$0.00	Per Luminaire per Month
UNM	\$0.00	Per Month
UNMT	\$0.00	Per Month



VOLUNTARY RENEWABLE ENERGY RIDER
RIDER CODE: VRER

Availability - This rider is available to Lansing Board of Water & Light (“BWL”) customers making use of any BWL Electric Rate Schedule. The program will be capped based on availability of renewable energy.

Nature of Service – The BWL will provide renewable energy to enrolled participants; however, the BWL cannot guarantee that the actual electricity delivered to each participant’s Premises at any specific time will be produced from a renewable energy resource. The renewable energy will be either provided in blocks of 250 kWh or in 5% increments of the customer’s total energy consumption, with each participant determining the number of blocks or the percentage they wish to purchase for a Premises. The participant will be billed for the amount of renewable energy purchased, regardless of actual kWh usage at the enrolled Premises. If the customer purchases enough renewable energy to offset their annual kWh usage at the enrolled Premises, the participant is eligible to claim their enrolled Premises is served with 100% renewable energy, as renewable energy credits associated with the renewable energy purchased through this rider will be retired and will not be used to fulfill BWL’s renewable energy compliance requirements or otherwise disposed of.

Monthly Rate - BWL will publish the price for renewable energy on its website. This price will increase or decrease from time to time based on cost and availability of renewable energy resources.

Term and Form of Contract - All non-residential participants will be subject to a contract stating the amount of renewable energy they will be purchasing and the period of time they will be enrolled in the rider.



RENEWABLE ENERGY DISTRIBUTED GENERATION RIDER RIDER CODE: DG

Purpose - This rider provides the ability for Lansing Board of Water & Light (“BWL”) customers with on-site generated renewable energy to send renewable energy back to the electric grid when their generation exceeds their own consumption at the participating Premises.

Availability - Renewable Energy Distributed Generation (“DG”) rider participants must be an electric customer making use of any metered BWL Electric Rate Schedule. The DG Program will be voluntary and the selection of a Premises for participation in the DG program shall be based on the order in which the applications for the DG program are received by the BWL.

The customer’s renewable energy generating system may be limited, at BWL’s sole discretion, to geographical regions within the BWL’s service territory depending on infrastructure capacity.

Eligible Renewable Energy Resources - The customer’s renewable energy generating system must generate a portion or all of the retail electricity requirements at the Premises using a renewable energy resource including but not limited to the following: Biomass, Solar Photovoltaic, Storage or Wind. Other renewable energy resources not included in the list above must be approved by the BWL in advance of construction.

Generation and Interconnection Requirements - The customer’s renewable energy generating system and related equipment must be located on the Premises and serve only the Premises on the associated Account. DG applicants may apply to install generating systems of any capacity, but will be responsible for the cost of any resulting infrastructure upgrades to the BWL’s electric distribution system prior to energizing the generating system or as deemed necessary by the BWL and in accordance with the Rules and Regulations. The BWL, at its discretion, will make the final determination of the acceptable size of the renewable energy generating system eligible for participation. Before energizing an eligible renewable energy generating system, the applicant must: a) provide proof to the BWL that the generator has passed all applicable service upgrade and electrical inspections with the appropriate authority having jurisdiction, b) have signed a parallel operating agreement, and c) have permission to operate in writing from the BWL. The applicant cannot participate in the Advanced Meter Opt-Out Program as defined in the Rules and Regulations.

Distributed Generation Billing - All approved DG program applicants will be billed using an Inflow/Outflow methodology. Inflow to the customer’s Premises (delivered energy from the BWL) will be charged at the customer’s selected retail rate. Outflow from the customer’s Premises (received energy by the BWL) will be credited back to the customer monthly bill in the form of a reduction. The value of Outflow energy will be credited back the energy and capacity value of the resource, less 0.5 cents per kWh for administration of the DG program.

The energy value will be equal to the month’s average On-Peak Real-Time Locational Marginal Price (“LMP”) at the CONS.LANS node.

The capacity value will be equal to the MISO Zone-7 Planning Resource Auction capacity price multiplied by the capacity credit given by MISO for the same technology as the customer’s renewable energy generating system. This value will be credited on a per kWh basis based on the expected annual capacity factor for the renewable energy generating system.

Renewable Energy Credits – Customers may elect to sell their Renewable Energy Credits (“RECS”) to the BWL and receive additional value for Outflow energy. Customers who choose to sell their RECS to the BWL must sign a separate agreement with the BWL to allow the BWL to register their eligible renewable energy generating system in the Michigan Renewable Energy Certification System (“MIRECS”), enter generation data, and transfer the RECS to the BWL. The BWL will periodically update the price for RECS. The RECS will be measured from the Outflow of the customer’s bidirectional meter and will be the same meter used for the customer’s monthly billing.

Rules and Regulations - Service under this rider is subject to the BWL Rules and Regulations for Electric Service and the Renewable Energy Distributed Generation Program Standards hereby incorporated by reference. The BWL reserves the right to revise the terms and conditions including any electric energy buy-back pricing rates of future DG programs.



RENEWABLE ENERGY NET METERING RIDER RIDER CODE: NM

Purpose - This rider provides any Lansing Board of Water & Light (“BWL”) customers with on-site generated renewable energy to send renewable energy back to the electric grid when their generation exceeds their own consumption at the participating Premises.

Availability – This rider is closed to new customers and only available to customers who have signed a parallel operating agreement before November 1, 2022. Customers enrolled in this rider on November 1, 2022 will be allowed to remain on the rider until November 1, 2032. This rider is non-transferrable.

Net Metering rider participants must be an electric customer making use of any metered BWL Electric Rate Schedule. The Net Metering Program will be voluntary and selection of Premises for participation in the net metering program shall be based on the order in which the applications for the net metering program are received by the BWL. The Net Metering Program will be in effect until the total nameplate capacity of all participating generators is equal to the maximum program limit of 1% of the BWL peak load for the preceding calendar year. The renewable energy generating system will not exceed 50 kW per Premises and may be limited, at BWL’s sole discretion, to geographical regions within the BWL’s service territory.

Eligible Renewable Energy Resources - The customer’s renewable energy generating system must generate a portion or all of the retail electricity requirements at the Premises using a renewable energy resource including but not limited to the following: Biomass, Solar Photovoltaic or Wind. Other renewable energy resources not included in the list above must be approved in advance by the BWL.

Generation and Interconnection Requirements - The generation equipment must be located on the Premises and serve only the Premises on the associated Account. The Net Metering applicant shall be limited to generation capacity designed to meet the Premises’ electric demand and energy needs. The BWL, at its discretion, will make the final determination of the acceptable size of the renewable energy generating system eligible for participation. Before participating in the Net Metering Program, the generator’s Premises must be approved for parallel operation with BWL’s electric distribution system by meeting all interconnection requirements.

Monthly Rate - All Net Metering Service Locations will be billed \$5.00 per month to recover costs associated with operating the Net Metering Program.

Net Metering - Net metering Premises with a system capable of generating 20 kW or less shall qualify for true net metering. For Service Locations who qualify for true net metering, the net of the bidirectional flow of kWh across the Premises interconnection with the BWL distribution system during the billing period, including excess generation credits, shall be credited at the full retail energy (kWh) rate.

- a) The credit for Net Excess Generation (NEG), if any, shall appear on the next bill and any excess credit not used to offset current charges shall be carried forward for use in subsequent billing periods.
- b) Reconciliation of any NEG credits will occur at the end of each calendar year. At that time the customer’s NEG credit balance will be reset to zero and any NEG credits will be refunded at the average locational marginal price at the CONS.LANS node for the preceding year.
- c) If a customer leaves the provider’s system or service is terminated for any reason, the BWL shall refund to the Premises the remaining NEG credit amount. Remaining NEG credits will be refunded at the average locational marginal price at the CONS.LANS node for the preceding year.

Rules and Regulations - Service under this rider is subject to the BWL Rules and Regulations for Electric Service and the Renewable Energy Net Metering Program Standards hereby incorporated by reference. The BWL reserves the right to revise the terms and conditions including any electric energy buy-back pricing rates of future Net Metering programs.



**ELECTRIC ECONOMIC DEVELOPMENT RIDER
RIDER CODE: EDRE**

Purpose - The Lansing Board of Water & Light (“BWL”) provides economic incentives to its electric utility service customers with a goal of attracting new customers or supporting the expansion of existing businesses. The incentives are applied where, in the BWL’s judgment: a) the incentive is a major determining factor for the customer to take or add BWL service(s), and b) use of the incentive will result in economic and other benefits to the BWL and its customers.

Availability - This rider is available to customers who commit to creating new load or significantly increasing existing load by a minimum of 500 kW. The BWL will, in its sole discretion, determine the percentage and duration of the incentive offered to the customer based on the BWL approved economic development program. The customer may be required to enter into a written agreement that specifies its commitment to economic development and the BWL’s incentives and conditions of this Electric Economic Development Rider.

Monthly Discount

This rider provides for a discount on the customer’s monthly billing for the applicable Premises. The BWL will determine the appropriate discount on the new or increased load, which will not exceed the following schedule:

Eligible Rate Schedule	Maximum Percent Discount on Capacity and Commodity Charges				
	Year 1	Year 2	Year 3	Year 4	Year 5
MC1	30%	24%	18%	12%	6%
MCTOU					
MCHLF					
LC1					
LCTOU					
LCHLF					
XL1	40%	40%	20%	20%	10%
XLHLF					

Note: The discount percentages are maximum limits. The actual discount will be calculated based on the economic development program in effect.

At the end of the incentive period and all years thereafter, the customer will be billed according to the appropriate rate.

Load Eligible for Discount

For new customers, the discount will apply to all new load. For existing customers with expanded load, the BWL shall determine the load eligible for this rider, which may be based on the increase beyond historical load billed during the twelve (12) month period prior to the implementation of this Electric Economic Development Rider.



**RATE TRANSITION CREDIT
RIDER CODE: RTC**

Purpose - The purpose of the Rate Transition Credit (“RTC”) is to provide rate relief to select Commercial & Industrial customers that experience higher than average rate increases due to a transition to a new rate class. These customers have service characteristics that require a change from the rate class they were on prior to November 1, 2022. The credit will be determined by the BWL and will expire after one (1) year. The RTC Rider will end permanently on November 1, 2024.

Availability - Customer eligibility will be at the BWL’s discretion and will be evaluated on an individual customer basis. This rider will only be available to customers on rates SC1, MC1, and LC1 who were transferred to a different rate class based on their service characteristics. Customers must have an active BWL account in good standing to continue receiving the credit.

Eligible Rate Class Transfers - The below table includes which rate class transfers may be eligible for the Rate Transition Credit.

Prior Rate	New Rate
Rate 3	MC1
Rate 3	LC1
Rate 4	SC1
Rate 4	LC1
Rate 7	SC1
Rate 7	MC1
Rate 7	LC1
Rate 12	SC1
Rate 12	MC1
Rate 12	LC1

Monthly Discount - The RTC provides a percentage discount on the customer total billed amount for the eligible Account. The credit will appear as a line item on the customer’s monthly bill.



**RESIDENTIAL WATER SERVICE
RATE CODE: W01**

Availability - This rate is available to any Lansing Board of Water & Light (“BWL”) customer of a single-family dwelling or multifamily dwelling of four units or less served by one Premises.

Service under this rate is not available when a portion of the dwelling is used for commercial, industrial, or resale purposes unless the plumbing is so arranged that service for residential and non-residential purposes are metered separately on separate Accounts.

Monthly Rate - Shall be computed in accordance with the following charges:

11/1/2023

Basic Service Charge

<u>Meter Size</u>	
5/8" or 3/4"*	\$16.86 Per month
1"	\$38.72 Per month
1 ¼" or 1 ½"	\$86.35 Per month
2"	\$151.81 Per month

Commodity Charge

Block 1	\$3.40 Per CCF for the first 2 CCF of water
Block 2	\$5.42 Per CCF for all CCF over 2 CCF of water

* The BWL standard residential installation is a 1" service line with a ¾" meter. The BWL reserves the right, in its sole judgment, to install 5/8" meters on any new service installation when circumstances warrant.

Minimum Bill - The Minimum Bill shall be the above Basic Service Charge.

Surcharges and Riders – Service under this rate is subject to surcharges and riders as defined on a separate surcharge or rider schedule.

Fee and Tax Adjustment - Any taxes, assessments, franchise fees, or any other charges or fees levied by a governmental entity or political subdivision upon BWL property, operations, or the production, distribution or sale of water, will be in addition to the rates set forth herein.

Rules and Regulations - Service under this rate is subject to the BWL Rules and Regulations for Water Service hereby incorporated by reference.



**GENERAL WATER SERVICE
RATE CODE: W02**

Availability - This rate is available to any Lansing Board of Water & Light (“BWL”) customer desiring water for any purpose when supplied at one Premises through one meter.

Monthly Rate - Shall be computed in accordance with the following charges:

11/1/2023

Basic Service Charge

<u>Meter Size</u>	
5/8” or 3/4”*	\$16.86 Per month
1”	\$38.72 Per month
1 ¼” or 1 ½”	\$86.35 Per month
2”	\$151.81 Per month
3”	\$342.33 Per month
4”	\$610.26 Per month
6”	\$1,372.22 Per month
8”	\$2,438.06 Per month
10”	\$3,810.41 Per month

Commodity Charge \$4.51 Per CCF of water

* The BWL standard installation is a 1” service line with a 3/4” meter. The BWL reserves the right, in its sole judgment, to install 5/8” meters on any new service installation when circumstances warrant.

Minimum Bill - The Minimum Bill shall be the above Basic Service Charge.

Surcharges and Riders - Service under this rate is subject to surcharges and riders as defined on a separate surcharge or rider schedule.

Fee and Tax Adjustment - Any taxes, assessments, franchise fees, or any other charges or fees levied by a governmental entity or political subdivision upon BWL property, operations, or the production, distribution or sale of water, will be in addition to the rates set forth herein.

Rules and Regulations - Service under this rate is subject to the BWL Rules and Regulations for Water Service hereby incorporated by reference.



**FIRE PROTECTION SERVICE
RATE CODE: W04**

Fire Service - This rate is available to any Lansing Board of Water & Light (“BWL”) customer desiring water service for fire protection purposes. A fire service line will be installed to a fire protection device or a customer's detector check valve in accordance with the schedule of charges for Water System Connection Fees and the current Water Service Installation Charges set forth in the BWL Rules and Regulations. The location of the detector check valve shall be determined by the BWL.

Fire service lines shall be used for fire protection purposes only. No additional charges will be made for water used for routine testing and for fire response purposes. The customer shall maintain the detector check valve and fire protection system connected thereto in good condition in compliance with the BWL Cross Connection Control Program and local jurisdiction fire code.

Monthly Fire Service Charge - Water supply and maintenance of a fire service line to a fire protection device or a detector check valve shall be provided in accordance with the following schedule of charges:

Service Size	<u>11/1/2023</u>
4” or smaller	\$102.75
6”	\$242.70
8”	\$420.00
10” or larger	\$715.00

Minimum Bill - Billings subject to this rate are not subject to a Minimum Bill.

Fee and Tax Adjustment - Any taxes, assessments, franchise fees, or any other charges or fees levied by a governmental entity or political subdivision upon BWL property, operations, or the production, distribution or sale of water, will be in addition to the rates set forth herein.

Rules and Regulations - Service under this rate is subject to the BWL Rules and Regulations for Water Service hereby incorporated by reference.



**GENERAL LAWN SPRINKLING WATER SERVICE
RATE CODE: W05G**

Availability - This rate is available to any Lansing Board of Water & Light (“BWL”) customer served on the BWL's water system where the water service is installed and utilized solely for lawn and landscape sprinkling at the Premises. Municipalities having jurisdiction over sewer system rates may designate other uses of water which are subject to this rate.

Monthly Rate - Shall be computed in accordance with the following charges:

Basic Service Charge	<u>11/1/2023</u>
<u>Meter Size</u>	
5/8” or 3/4”*	\$2.00 Per month
1”	\$3.00 Per month
1 ¼” or 1 ½”	\$5.34 Per month
2”	\$6.43 Per month
3”	\$30.05 Per month
4”	\$34.92 Per month
6”	\$48.06 Per month
8”	\$70.59 Per month
10”	\$96.75 Per month
 Commodity Charge	 \$5.42 Per CCF for all CCF of water

Minimum Bill - The Minimum Bill shall be the above Basic Service Charge.

Surcharges and Riders - Service under this rate is subject to surcharges and riders as defined on a separate surcharge or rider schedule.

Fee and Tax Adjustment - Any taxes, assessments, franchise fees, or any other charges or fees levied by a governmental entity or political subdivision upon BWL property, operations, or the production, distribution or sale of water, will be in addition to the rates set forth herein.

Rules and Regulations - Service under this rate is subject to the BWL Rules and Regulations for Water Service hereby incorporated by reference.



RESIDENTIAL LAWN SPRINKLING WATER SERVICE
RATE CODE: W05R

Availability - This rate is available to any Lansing Board of Water & Light (“BWL”) customer served on the BWL's water system where the water service is installed and utilized solely for lawn and landscape sprinkling at the Premises. Municipalities having jurisdiction over sewer system rates may designate other uses of water which are subject to this rate.

Monthly Rate - Shall be computed in accordance with the following charges:

Basic Service Charge	<u>11/1/2023</u>
<u>Meter Size</u>	
5/8” or 3/4”*	\$2.00 Per month
1”	\$3.00 Per month
1 ¼” or 1 ½”	\$5.34 Per month
2”	\$6.43 Per month
3”	\$30.05 Per month
4”	\$34.92 Per month
6”	\$48.06 Per month
8”	\$70.59 Per month
10”	\$96.75 Per month
 Commodity Charge	 \$5.42 Per CCF for all CCF of water

Minimum Bill - The Minimum Bill shall be the above Basic Service Charge.

Surcharges and Riders - Service under this rate is subject to surcharges and riders as defined on a separate surcharge or rider schedule.

Fee and Tax Adjustment - Any taxes, assessments, franchise fees, or any other charges or fees levied by a governmental entity or political subdivision upon BWL property, operations, or the production, distribution or sale of water, will be in addition to the rates set forth herein.

Rules and Regulations - Service under this rate is subject to the BWL Rules and Regulations for Water Service hereby incorporated by reference.



**FIRE HYDRANT SERVICE
RATE CODE: W06**

Annual Fire Hydrant Charge - Water supply and maintenance by the Lansing Board of Water & Light (“BWL”) of a fire service line to a public or private fire hydrant shall be provided in accordance with the following annual schedule of charges:

11/1/2023

Per Hydrant	\$681.41
--------------------	-----------------

Minimum Bill - Billings subject to this rate are not subject to a Minimum Bill.

Fee and Tax Adjustment - Any taxes, assessments, franchise fees, or any other charges or fees levied by a governmental entity or political subdivision upon BWL property, operations, or the production, distribution or sale of water, will be in addition to the rates set forth herein.

Rules and Regulations - Service under this rate is subject to the BWL Rules and Regulations for Water Service hereby incorporated by reference.



**WATER POWER AND CHEMICAL COST ADJUSTMENT
RIDER CODE: PCA**

Purpose - The Power and Chemical Cost Adjustment permits the monthly adjustment of rates for the costs of power and chemicals incurred in treating and supplying water. All water rates with a CCF billing determinant are subject to the Power and Chemical Cost Adjustment. In applying the Power and Chemical Cost Adjustment, the applicable rate per CCF shall be increased or decreased by the amount of the current Power and Chemical Cost Adjustment.

The Power and Chemical - Cost Adjustment shall be reviewed and, as necessary, revised periodically in accordance with the provisions of this schedule, but not less frequently than every twelve (12) months.

Power and Chemical Cost Adjustment - The amount per CCF by which the applicable rates shall be adjusted for billing in each month.

Power and Chemical Costs - Those costs incurred in treating and supplying water. Costs include, but are not limited to, chemicals, electricity, steam and oil used in pumping and treatment facilities.

Over/Under Recovery - The difference between actual Power and Chemical Costs for prior months and the amount of Power and Chemical Cost recovered by means of the Base Cost of Power and Chemicals and the Power and Chemical Cost Adjustment. The Over/Under Recovery shall be added to the Power and Chemical Costs for purposes of computing the Power and Chemical Cost Adjustment for each month.

Base Cost of Power and Chemicals - The average Power and Chemical Cost included in the water rates of the various rate schedules. Such amount shall not be recovered by means of the Power and Chemical Cost Adjustment. The current Base Cost of Power and Chemicals is \$0.4470 per cubic foot of water (CCF) sold.

Eligible Rates - The following rates will be subject to the Water Power and Chemical Cost Adjustment:

W01	W02	W05R
W05G	Other per Contract Terms	



**WATER ENVIRONMENTAL CHARGE
RIDER CODE: ENVW**

Purpose - The Water Environmental Charge permits the recovery of costs and expenses incurred from environmental remediation and mitigation activities that are required as a matter of agreement, order, decree, or law. All water rates with a CCF billing determinant are subject to the Water Environmental Charge. All revenues collected from the Water Environmental Charge will be directly applied to offset these environmental expenses and other associated expenses. The Water Environmental Charge shall be reviewed and revised periodically in accordance with the provisions of this schedule and until the balance is zero. Should the Water Environmental Charge collect revenues in excess of environmental expenses, the difference shall be refunded to customers on the applicable rates.

Water Environmental Charge - The current charge is **\$0.0000 /CCF**.

Eligible Rates - The following rates will be subject to the Water Environmental Charge:

W01	W02	W05R
W05G	Other per Contract Terms	



**GENERAL STEAM SERVICE
RATE CODE: S01**

Availability - This rate is available to any Lansing Board of Water & Light (“BWL”) customer receiving service from the BWL steam distribution system with a maximum gauge pressure of fifteen pounds per square inch (15 psi).

Nature of Service - Saturated steam up to a maximum gauge pressure of 15 psi. Upon request, steam services at gauge pressures above 15 psi but not exceeding 100 psi, when available, may be supplied at the option of the BWL.

Monthly Rate - Shall be computed in accordance with the following charges:

	<u>11/1/2023</u>	
Basic Service Charge	\$20.54	Per month
Commodity Charge		
Months of June through November	\$23.46	Per 1,000 lbs. for the first 200,000 lbs.
	\$24.62	Per 1,000 lbs. for all 1,000 lbs. over 200,000 lbs.
Months of December through May	\$23.68	Per 1,000 lbs. for the first 200,000 lbs.
	\$24.87	Per 1,000 lbs. for all 1,000 lbs. over 200,000 lbs.

Minimum Charge - The Basic Service Charge included in the rate except that Special Minimum Charges shall be billed when the revenue received does not adequately compensate the BWL for the cost of furnishing service.

Surcharges and Riders - Service under this rate is subject to surcharges and riders as defined on a separate surcharge or rider schedule.

Surcharge - A surcharge of ten (10) percent shall be added to the above rates for steam service supplied upon customer's request for service at gauge pressure above 15 psi but not exceeding 100 psi.

Fee and Tax Adjustment - Any taxes, assessments, franchise fees, or any other charges or fees levied by a governmental entity or political subdivision upon BWL property, operations, or the production, distribution or sale of steam, will be in addition to the rates set forth herein.

Rules and Regulations - Service under this rate is subject to the BWL Rules and Regulations for Steam Service hereby incorporated by reference.



**INDUSTRIAL STEAM SERVICE
RATE CODE: S02**

Availability - This rate is available to any Lansing Board of Water & Light (“BWL”) customer engaged in mining or manufacturing and receiving steam at any BWL plant wall at a minimum gauge pressure of 250 psi. Service will be provided upon customer entering into a steam supply contract with the BWL. Terms and Conditions of the contract may vary due to customer requirements and the impact on BWL facilities.

Monthly Rate - Shall be computed in accordance with the following charges:

11/1/2023

Demand Charge

Contract Demand	\$2.31 Per pound per hour (lb./hr.) for all lb./hrs. of contract demand
Excess Demand	\$1.98 Per pound per hour (lb./hr.) for all lb./hrs. exceeding contract demand

Commodity Charge

\$14.02 Per 1,000 lbs. (Mlbs.)

Minimum Charge - Monthly Contract Demand Charge above.

Surcharges and Riders - Service under this rate is subject to surcharges and riders as defined on a separate surcharge or rider schedule.

Fee and Tax Adjustment - Any taxes, assessments, franchise fees, or any other charges or fees levied by a governmental entity or political subdivision upon BWL property, operations, or the production, distribution or sale of steam, will be in addition to the rates set forth herein.

Billing Demand - The billing demand is the maximum demand (lb./hrs.) supplied during the 15-minute period of maximum use during the month, but not less than the contract demand.

Rules and Regulations - Service under this rate is subject to the BWL Rules and Regulations for Steam Service hereby incorporated by reference.



**CONTRACT STEAM SERVICE
RATE CODE: S03**

Availability - This rate is available to any Lansing Board of Water & Light (“BWL”) customer receiving service from the BWL steam transmission or distribution system with a gauge pressure in excess of 100 psi. Service will be provided upon customer entering into a steam supply contract with the BWL. Terms and conditions of the contract may vary due to customer requirements and the impact on BWL facilities. This service may include both firm and curtailable service.

Monthly Rate - Per contract terms.

Fuel Cost Adjustment - This rate is subject to a Fuel Cost Adjustment factor added to the charges and calculated as defined on a separate rate schedule.

Steam Environmental Charge - Per contract terms.

Amine Treatment Adjustment - Per contract terms.

Fee and Tax Adjustment - Any taxes, assessments, franchise fees, or any other charges or fees levied by a governmental entity or political subdivision upon BWL property, operations, or the production, distribution or sale of steam, will be in addition to the rates set forth herein.

Minimum Charge - Per contract terms.

Rules and Regulations - Service under this rate is subject to the BWL Rules and Regulations for Steam Service hereby incorporated by reference.



**RESIDENTIAL STEAM SERVICE
RATE CODE: S05**

Availability - This rate is available to any Lansing Board of Water & Light (“BWL”) customer of a single-family dwelling or multifamily dwelling of four units or less when the entire service requirements are supplied at one Premises through one meter.

Service under this rate is not available when a portion of the dwelling unit is used for commercial, industrial, or resale purposes unless the service is so arranged that residential and non-residential purposes are metered separately on separate accounts.

Nature of Service - Saturated steam up to a maximum gauge pressure of 15 psi. Steam services at gauge pressures above 15 psi but not exceeding 100 psi, when available, may be supplied at the option of the BWL or upon request by the customer.

Monthly Rate - Shall be computed in accordance with the following charges:

	<u>11/1/2023</u>
Basic Service Charge	\$16.25 Per month
Commodity Charge	
Months of June through November	\$18.26 Per 1,000 lbs. for the first 200,000 lbs. \$19.11 Per 1,000 lbs. for all 1,000 lbs. over 200,000 lbs.
Months of December through May	\$18.43 Per 1,000 lbs. for the first 200,000 lbs. \$19.29 Per 1,000 lbs. for all 1,000 lbs. over 200,000 lbs.

Minimum Charge - The Basic Service Charge included in the rate except that Special Minimum Charges shall be billed when the revenue received does not adequately compensate the BWL for the cost of furnishing service.

Surcharges and Riders - Service under this rate is subject to surcharges and riders as defined on a separate surcharge or rider schedule.

Surcharge - A surcharge of ten (10) percent shall be added to the above rates for steam service supplied upon customer's request for service at gauge pressure above 15 psi but not exceeding 100 psi.

Fee and Tax Adjustment - Any taxes, assessments, franchise fees, or any other charges or fees levied by a governmental entity or political subdivision upon BWL property, operations, or the production, distribution or sale of steam, will be in addition to the rates set forth herein.

Rules and Regulations - Service under this rate is subject to the BWL Rules and Regulations for Steam Service hereby incorporated by reference.



**STEAM FUEL COST ADJUSTMENT
RIDER CODE: FCA**

Purpose - The Steam Fuel Cost Adjustment permits the monthly adjustment of rates for the costs of fuel incurred in supplying steam. All general, contract, industrial and residential service steam rates are subject to the Fuel Cost Adjustment. In applying the Fuel Cost Adjustment, the applicable rate per Mlbs. shall be increased or decreased by the amount of the current Fuel Cost Adjustment.

The Fuel Cost Adjustment shall be reviewed and, as necessary, revised periodically in accordance with the provisions of this schedule, but not less frequently than every twelve (12) months.

Fuel Cost Adjustment - The amount per Mlbs. by which the applicable rates shall be adjusted for billing in each month.

Fuel Costs - Those costs incurred in supplying steam. Costs include, but are not limited to, fuel burned and fuel related costs, fuel transportation, pre and post combustion fuel additives, fuel procurement, and environmental allowances.

Over/Under Recovery - The difference between actual Fuel Costs for prior months and the amount of Fuel Cost recovered by means of the Base Cost of fuel and the Fuel Cost Adjustment. The Over/Under Recovery shall be added to the Fuel Costs for purposes of computing the Fuel Cost Adjustment for each month.

Base Cost of Fuel - The average Fuel Cost included in the fuel rates of the various rate schedules. Such amount shall not be recovered by means of the Fuel Cost Adjustment. The current Base Cost of Fuel is \$4.7831 per thousand pounds of steam (Mlbs.) sold.



**STEAM ENVIRONMENTAL CHARGE
RIDER CODE: ENVS**

Purpose - The Steam Environmental Charge permits the recovery of costs and expenses incurred from environmental remediation and mitigation activities that are required as a matter of agreement, order, decree, or law. All steam residential, general service, contract, and industrial rates are subject to the Steam Environmental Charge. All revenues collected from the Steam Environmental Charge will be directly applied to offset these environmental expenses and other associated expenses. The Steam Environmental Charge shall be reviewed and revised periodically in accordance with the provisions of this schedule and until the balance is zero. Should the Steam Environmental Charge collect revenues in excess of environmental expenses, the difference shall be refunded to customers on the applicable rates.

Steam Environmental Charge - The current charge is **\$0.30/Mlbs.**



STANDARD COMMERCIAL CHILLED WATER SERVICE
RATE CODE: CW1

Availability - This rate is available to any Lansing Board of Water & Light (“BWL”) customer desiring service from the BWL district cooling system. Service will be provided upon the customer entering into a contract with the BWL. The contract will govern the customer’s contract demand and terms and conditions of service, which may vary due to customer requirements and the impact on BWL facilities. This rate is not available for standby or emergency service.

Monthly Rate - Shall be computed in accordance with the following charges:

11/1/2023

Capacity Charge

Contract Demand	\$49.49	Per ton for all tons of Billing Demand less than or equal to 105% of the contract demand
Excess Demand	\$69.30	Per ton for all tons of Billing Demand exceeding 105% of the contract demand

Commodity Charge

\$0.132 Per ton-hour

Fee and Tax Adjustment - Any taxes, assessments, franchise fees, or any other charges or fees levied by a governmental entity or political subdivision upon BWL property, operations, or the production, distribution, or sale of chilled water, will be in addition to the rates set forth herein.

Minimum Monthly Charge - The Capacity Charge included in the rate.

Billing Demand - The Billing Demand shall be the maximum instantaneous demand (tons) supplied during the billing period, but not less than 85% of the Contract Demand.

Temperature Factor Adjustment - During the months of May through October, if the Service Location’s return water temperature is below 52 degrees Fahrenheit (F), the Service Location’s commodity charge will be increased by 2.0% for either: (1) each degree Fahrenheit the Service Location’s supply and return water temperature differential is less than 10 degrees F or, (2) each degree Fahrenheit the Service Location’s return water temperature is below 52 degrees F, whichever is less. The General Manager is authorized to waive the application of the Temperature Factor Adjustment where warranted.

Metering - All Service Locations using chilled water from the BWL chilled water system shall be metered. All metering shall be installed in accordance with BWL Standards.

Rules and Regulations - Service under this rate is subject to the BWL Rules and Regulations for Chilled Water Service hereby incorporated by reference.



**CHILLED WATER FUEL COST ADJUSTMENT
RIDER CODE: CWFCA**

Purpose - The Fuel Cost Adjustment permits the monthly adjustment of rates for the costs of fuel incurred in supplying chilled water. All rates are subject to the Fuel Cost Adjustment. In applying the Fuel Cost Adjustment, the applicable rate per ton-hour shall be increased or decreased by the amount of the current Fuel Cost Adjustment.

The Fuel Cost Adjustment shall be reviewed and, as necessary, revised periodically in accordance with the provisions of this schedule, but not less frequently than every twelve (12) months.

Fuel Cost Adjustment - The amount per ton-hour by which the applicable rates shall be adjusted for billing in each month.

Fuel Costs - Those costs incurred in supplying chilled water. Costs include, but are not limited to, electricity and water used in the production and delivery of chilled water.

Over/Under Recovery - The difference between actual Fuel Costs for prior months and the amount of Fuel Cost recovered by means of the Base Cost of fuel and the Fuel Cost Adjustment. The Over/Under Recovery shall be added to the Fuel Costs for purposes of computing the Fuel Cost Adjustment for each month.

Base Cost of Fuel - The average Fuel Cost included in the fuel rates of the various rate schedules. Such amount shall not be recovered by means of the Fuel Cost Adjustment. The current Base Cost of Fuel is \$0.216 per ton-hour of chilled water (ton-hr) sold.



**CHILLED WATER ECONOMIC DEVELOPMENT RIDER
RIDER CODE: EDRC**

Purpose – The Lansing Board of Water & Light (“BWL”) provides economic incentives to its utility service customers with a goal of attracting new customers or growing the business of existing customers. The incentives are employed where, in the BWL’s judgment: a) the incentive is a major determining factor for the customer to take or add BWL service(s), and b) use of the incentive will result in economic and other benefits to the BWL and its customers.

Availability - This rider is available to new or existing customers through Standard Chilled Water Service Rate CW1. The customer must commit to creating new load or significantly increasing existing load. The BWL will, in its sole discretion, determine the percentage and duration of the incentive offered to the customer. The customer may be required to enter into a written agreement that specifies its commitment to economic development and the BWL’s incentives.

Monthly Rate

This rider provides for a discount on the Capacity Charge portion of the customer’s monthly billing for the applicable Service Location. The BWL will determine the appropriate Capacity Charge, which will not be less than the following schedule:

Discounted Capacity Charge (per ton)	
Years 1-2	Not less than \$10.00
Years 3-4	Not less than \$20.00
Years 5-6	Not less than \$30.00

At the end of the incentive period and all years thereafter, the customer will be billed the standard Capacity Charge as listed in the Standard Chilled Water Service Rate 1.

Capacity Eligible for Discount

For a new Service Location, the total Billing Demand shall be eligible for the discounted rate of this rider.

For an existing Service Location, the BWL shall determine the contracted demand eligible for this rider, which may be based on the increase beyond the average of the three (3) highest registered demands of historical load billed during the twelve (12) month period prior to the implementation of the incentive.

Attachment C
Effect of the Proposed Rate Adjustments on Various
Monthly Billings to Customers

CUSTOMER IMPACT

MONTHLY ELECTRIC BILLS				
BWL REVENUE INCREASE \$3.7 million				
		Current Monthly Bill	11/1/2022 Proposed Monthly Bill	Monthly Increase
<u>Residential (Rate 1)</u>				
500 KWH		\$ 81.10	\$ 84.50	\$ 3.40
750 KWH		\$ 113.03	\$ 117.75	\$ 4.73
1,000 KWH		\$ 144.95	\$ 151.00	\$ 6.05
<u>Commercial and Industrial</u>				
Small Commercial (Rate 3 to SC1)	750 kWh	\$ 144.99	\$ 144.99	\$ -
	1,500 kWh	\$ 253.97	\$ 253.97	\$ -
Midsize Commercial (Rate 4 to MC1)	35,000 kWh / 75 kW	\$ 4,147.12	\$ 4,267.42	\$ 120.29
	400,000 kWh / 1,000 kW	\$ 48,238.53	\$ 49,234.64	\$ 996.12
Large Commercial (Rate 5 to MC1)	400,000 kWh / 1000 kW	\$ 48,463.69	\$ 48,816.81	\$ 353.11
	650,000 kWh / 1000 kW	\$ 64,522.25	\$ 65,521.06	\$ 998.81

MONTHLY WATER BILLS				
BWL REVENUE INCREASE \$2.8 million				
		Current Monthly Bill	11/1/2022 Proposed Monthly Bill	Monthly Increase
<u>Residential (Rate 1)</u>				
Meter Size 5/8"				
2 CCF		\$ 22.66	\$ 23.16	\$ 0.50
5 CCF		\$ 32.86	\$ 36.21	\$ 3.35
<u>General Water Service (Rate 2)</u>				
Meter Size 4"				
365 CCF		\$ 1,851.26	\$ 2,044.71	\$ 193.45
<u>Lawn Sprinkling Water Service (Rate 5)</u>				
Meter Size 2"				
15 CCF		\$ 51.00	\$ 68.46	\$ 17.46

MONTHLY STEAM BILLS				
BWL REVENUE INCREASE \$0.9 million				
		Current Monthly Bill	11/1/2022 Proposed Monthly Bill	Monthly Increase
<u>General Steam Service (Rate 1)</u>				
Lbs	20,000	\$ 381.60	\$ 425.37	\$ 43.77
Lbs	50,000	\$ 954.00	\$ 1,063.43	\$ 109.43
Lbs	200,000	\$ 3,816.00	\$ 4,253.73	\$ 437.73
Lbs	800,000	\$ 15,840.00	\$ 17,657.00	\$ 1,817.00
Lbs	1,000,000	\$ 19,848.00	\$ 22,124.75	\$ 2,276.75
<u>Industrial Steam Service (Rate 2)</u>				
Lbs	28,000,000	\$ 497,244.36	\$ 546,720.17	\$ 49,475.81

MONTHLY CHILLED WATER BILLS				
BWL REVENUE INCREASE \$0.1				
		Current Monthly Bill	11/1/2022 Proposed Monthly Bill	Monthly Increase
<u>General Chilled Water Service (Rate 1)</u>				
Billing Demand	165			
Ton -hr	27,500	\$ 10,953.25	\$ 11,366.30	\$ 413.05

CUSTOMER IMPACT

MONTHLY ELECTRIC BILLS
BWL REVENUE INCREASE \$5.9 million

		Current Monthly Bill	11/1/2023 Proposed Monthly Bill	Monthly Increase
<u>Residential (Rate 1)</u>				
500 KWH		\$ 84.50	\$ 88.46	\$ 3.96
750 KWH		\$ 117.75	\$ 122.45	\$ 4.70
1,000 KWH		\$ 151.00	\$ 156.43	\$ 5.43
<u>Commercial and Industrial</u>				
Small Commercial				
Standard (Rate 3)	750 kWh	\$ 144.99	\$ 144.99	\$ -
Standard (Rate 3)	1,500 kWh	\$ 253.97	\$ 253.97	\$ -
Midsize Commercial				
Standard (Rate 4)	35,000 kWh / 75 kW	\$ 4,267.42	\$ 4,355.17	\$ 87.76
Standard (Rate 4)	400,000 kWh / 1,000 kW	\$ 49,234.64	\$ 50,237.57	\$ 1,002.93
Large Commercial				
Standard (Rate 5)	400,000 kWh / 1000 kW	48,816.81	49,402.95	\$ 586.15
Standard (Rate 5)	650,000 kWh / 1000 kW	65,521.06	66,473.55	\$ 952.49

MONTHLY WATER BILLS
BWL REVENUE INCREASE \$4.7 million

		Current Monthly Bill	11/1/2023 Proposed Monthly Bill	Monthly Increase
<u>Residential (Rate 1)</u>				
Meter Size 5/8"				
2 CCF		\$ 23.16	\$ 23.66	\$ 0.50
5 CCF		\$ 36.21	\$ 39.92	\$ 3.71
<u>General Water Service (Rate 2)</u>				
Meter Size 4"				
365 CCF		\$ 2,044.71	\$ 2,256.41	\$ 211.70
<u>Lawn Sprinkling Water Service (Rate 5)</u>				
Meter Size 2"				
15 CCF		\$ 68.46	\$ 87.73	\$ 19.27

MONTHLY STEAM BILLS
BWL REVENUE INCREASE \$1.1 million

		Current Monthly Bill	11/1/2023 Proposed Monthly Bill	Monthly Increase
<u>General Steam Service (Rate 1)</u>				
Lbs	20,000	\$ 425.37	\$ 473.52	\$ 48.14
Lbs	50,000	\$ 1,063.43	\$ 1,183.80	\$ 120.36
Lbs	200,000	\$ 4,253.73	\$ 4,735.18	\$ 481.45
Lbs	800,000	\$ 17,657.00	\$ 19,655.47	\$ 1,998.47
Lbs	1,000,000	\$ 22,124.75	\$ 24,628.90	\$ 2,504.14
<u>Industrial Steam Service (Rate 2)</u>				
Lbs	28,000,000	\$ 546,720.17	\$ 601,118.83	\$ 54,398.66

MONTHLY CHILLED WATER BILLS
BWL REVENUE INCREASE \$0.2

		Current Monthly Bill	11/1/2023 Proposed Monthly Bill	Monthly Increase
<u>General Chilled Water Service (Rate 1)</u>				
Billing Demand	165			
Ton -hr	27,500	\$ 11,366.30	\$ 11,795.85	\$ 429.55



2022 Public Hearing

September 20, 2022

***Provide a safe, reliable and
affordable utility
experience through public
ownership, climate
consciousness and innovative
strategies.***

BWL Mission

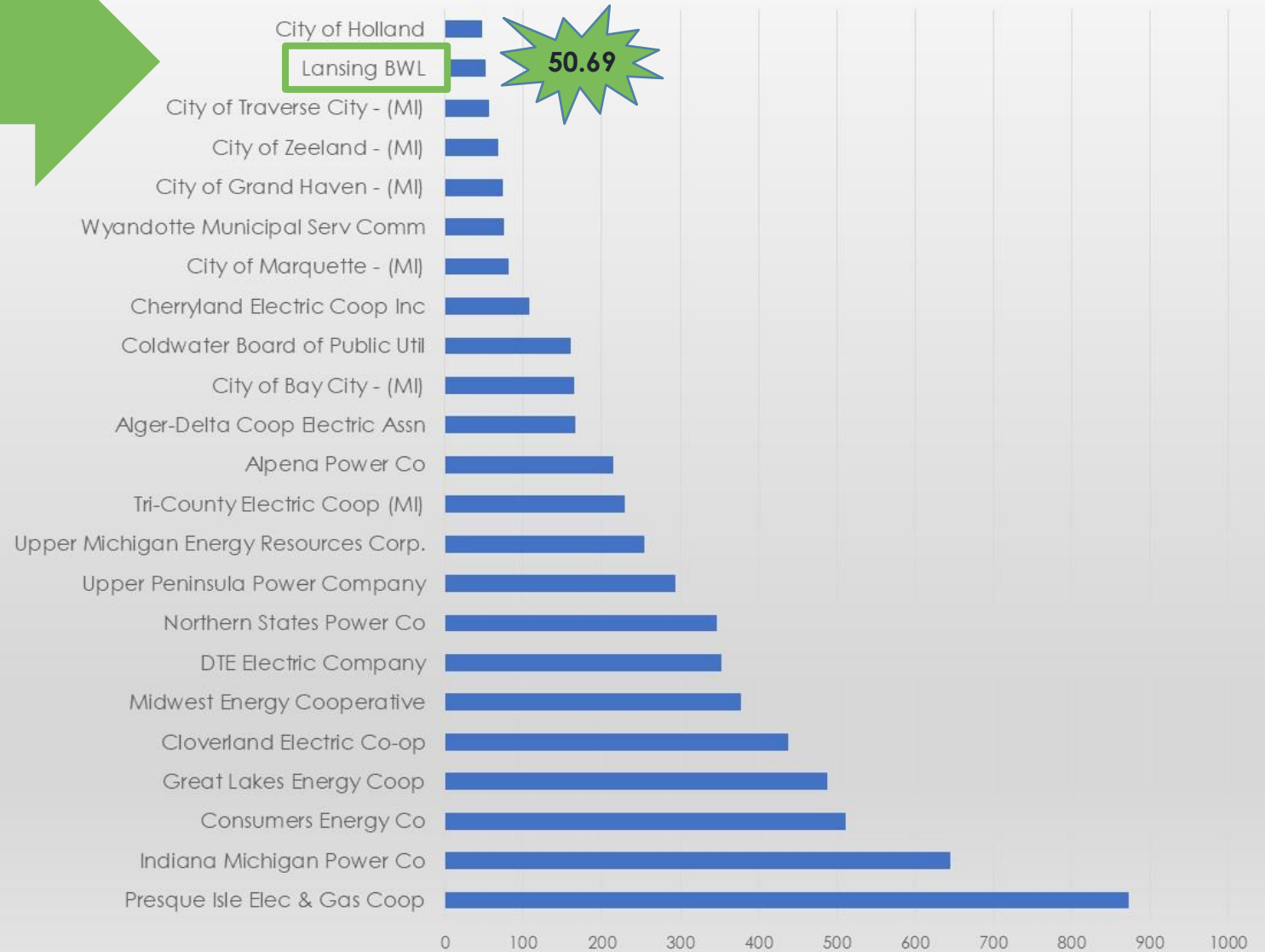


Background

Top 2 in the State in Reliability



System Average Interruption Duration Index (SAIDI) with MED



Nationally Recognized Water

Lead Free Since 2016

- BWL removed its last active lead service line and became the second utility in the nation to remove all lead service lines

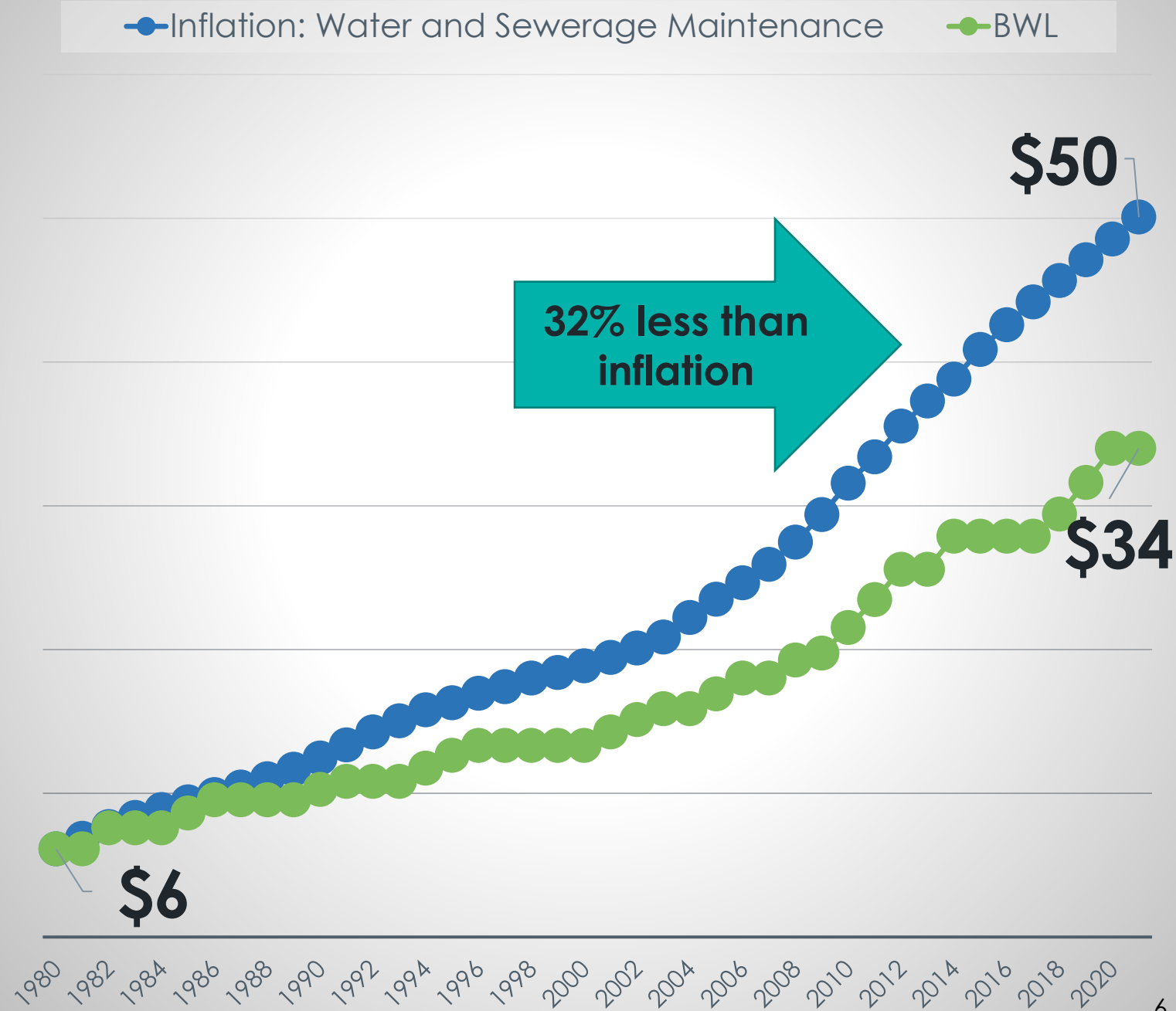
We Got the
LEAD
Out!



Water Affordability

BWL Rates are 32% less than inflation

BWL Water Rates vs. Inflation



Average Rate Increase Percent by Utility

	Feb 2018	Feb 2019	Feb 2020	Nov 2022	Nov 2023	Nov 2024	Nov 2025	Nov 2026	Nov 2027
	Past			Proposed		Forecast			
Electric	3	3	3	2.05	2.05	2.05	2.05	3.15	3.15
Water	5.5	7.5	7.5	9.5	9.5	9.5	9.5	9.5	2.5
Steam	5.5	7.5	7.5	9.95	9.95	9.95	9.95	9.95	9.95
Chilled Water	0	0	0	4	4	4	4	0	0

FY23-28 Budget & Forecast

Rate Making Principles

Resolution 2000-1-3

Rates shall be established at a level that will enable the Board of Water and Light (BWL) to meet its mission of serving the Greater Lansing area by **providing high quality utility services, reliably, at the lowest reasonable cost.**

The BWL shall **recover the costs of serving its customers through its rates.** Rates and charges should be sufficient to cover all O & M expenses, payment to the city, depreciation expense, and a reasonable return on the BWL's capital investment.

The return on the BWL's capital investment shall be sufficient to **provide cash flow for debt service, bond coverage, and capital improvements.**

Board of Water & Light rates should **reflect as closely as possible the goals and desires of its customers.**

Those who benefit from the BWL's services should pay for those services.

Rates for each class of customer should, as nearly as practicable, **reflect the cost of providing service** to that class.

Each utility managed by the BWL should be self-supporting. No utility should subsidize any other utility.

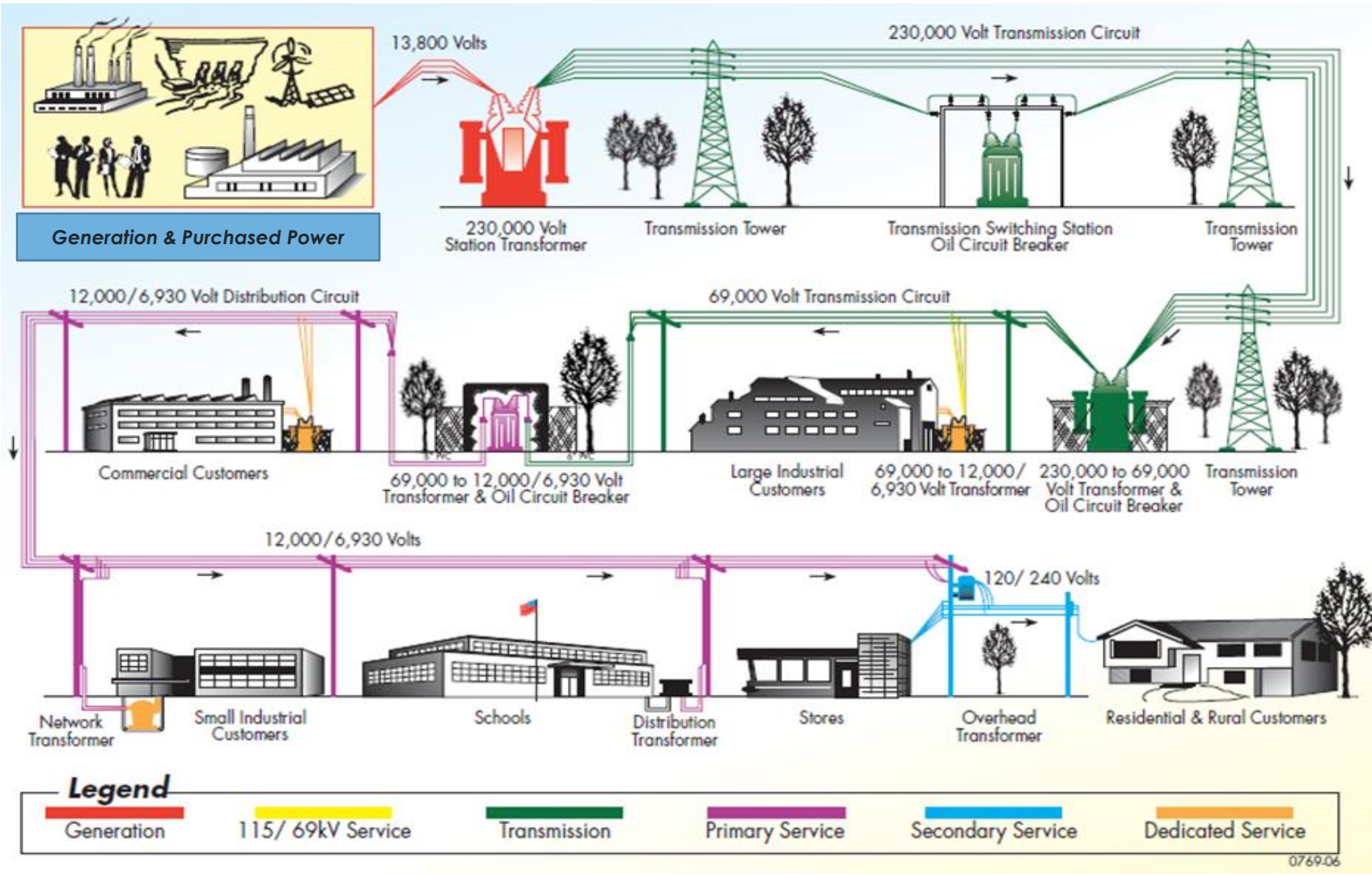
Rates should be **reviewed annually** and **adjusted as deemed necessary to maintain the financial integrity** of the BWL and **minimize the financial impact on our customers.**

Rates shall be established and implemented according to Lansing City Charter, Section 5-205, refers to the BWL authority to set just and reasonable rates and defines the public hearing process.



Cost of Service Results and Rate Impacts

What is a Cost of Service Study?



- The purpose of a Cost of Service Study (COSS) is to allocate costs to designated “classes” of services, such as Residential, Commercial & Industrial, and Streetlighting, based on the drivers of the costs.
- The result is an allocation of the total utility costs to customer classes according to each class's share of the capacity, energy, and customer service requirements.
- Since each class of customers requires different infrastructure, the cost of service is different for each class.

Electric Cost of Service Results

Customer Class	Cost of Service	Projected Revenues	Gap to COS	Nov 2022 Rate Increase %	Nov 2023 Rate Increase %
Residential	86,581,743	81,160,012	6.7%	4.5%	4.5%
Small Commercial	25,240,107	28,142,253	-10.3%	0.0%	0.0%
Midsize Commercial	54,497,074	52,679,955	3.4%	2.0%	2.0%
Large Commercial & Industrial	58,218,939	59,152,868	-1.6%	0.0%	1.5%
Extra Large Industrial	25,172,320	24,973,922	0.8%	0.0%	0.0%
Street Lighting	8,783,965	7,388,499	18.9%	5.5%	5.5%
Other	1,087,786	854,842	27.2%	5.5%	5.5%
Total	\$ 259,581,934	\$ 254,352,351	2.05%	2.05%	2.05%

Electric: Customer Impacts

Customer Class	Current Monthly Bill	Proposed Monthly Bill 11/1/22	FY 22 \$ Δ	Proposed Monthly Bill 11/1/23	FY 23 \$ Δ
Residential	\$ 113.03	\$ 117.75	\$ 4.73	\$ 123.32	\$ 5.57
Small Commercial	\$ 253.97	\$ 253.97	\$ -	\$ 254.84	\$ 0.87
Midszie Commercial	\$ 4,147.12	\$ 4,267.42	\$ 120.29	\$ 4,356.04	\$ 88.63
Large Commercial	\$ 48,463.69	\$ 48,816.81	\$ 353.11	\$ 49,403.82	\$ 587.02

Water Cost of Service Results

Customer Class	Cost of Service	Projected Revenues	Gap to COS	November 2022 Rate Design	November 2023 Rate Design
Residential	26,321,129	19,657,390	33.9%	9.2%	9.3%
Non-Residential	19,043,738	15,998,129	19.0%	10.1%	10.0%
Lawn Sprinkling	2,031,996	951,961	113.5%	33.3%	27.7%
Hydrants & Fire Services	6,024,619	5,927,664	1.6%	4.6%	4.6%
Wholesale	5,163,061	4,258,492	21.2%	9.5%	9.5%
Total	\$ 58,584,543	\$ 46,793,636	25.2%	9.5%	9.5%

Water: Customer Impacts

Customer Class	Current Monthly Bill	Proposed Monthly Bill 11/1/22	FY 22 \$ Δ	Proposed Monthly Bill 11/1/23	FY 23 \$ Δ
Residential					
2 CCF	\$ 22.66	\$ 23.16	\$ 0.50	\$ 23.66	\$ 0.50
5 CCF	\$ 32.86	\$ 36.21	\$ 3.35	\$ 39.92	\$ 3.71
General Service	\$ 1,851.26	\$ 2,044.71	\$ 193.45	\$ 2,256.41	\$ 211.70
Lawn Sprinkling Service (3/4" Meter)	\$ 51.00	\$ 66.25	\$ 15.25	\$ 83.30	\$ 17.05
Lawn Sprinkling Service (2" Meter)	\$ 51.00	\$ 68.46	\$ 17.46	\$ 87.73	\$ 19.27

Steam Cost of Service Results

Customer Class	Cost of Service	Projected Revenues	Gap to COS	November 2022 Rate Design	November 2023 Rate Design
Residential	27,613	16,362	68.8%	9.95%	9.95%
General Service	12,355,814	9,455,134	30.7%	9.95%	9.95%
Total	\$ 12,383,427	\$ 9,471,496	30.7%	9.95%	9.95%

Steam: Customer Impacts

Customer Class	Current Monthly Bill	Proposed Monthly Bill 11/1/22		Proposed Monthly Bill 11/1/23	
			FY 22 \$ Δ		FY 23 \$ Δ
General Service					
20,000 Lbs	\$ 381.60	\$ 425.37	\$ 43.77	\$ 473.52	\$ 48.14
50,000 Lbs	\$ 954.00	\$ 1,063.43	\$ 109.43	\$ 1,183.80	\$ 120.36
200,000 Lbs	\$ 3,816.00	\$ 4,253.73	\$ 437.73	\$ 4,735.18	\$ 481.45
800,000 Lbs	\$ 15,840.00	\$ 17,657.00	\$ 1,817.00	\$ 19,655.47	\$ 1,998.47
1,000,000 Lbs	\$ 19,848.00	\$ 22,124.75	\$ 2,276.75	\$ 24,628.90	\$ 2,504.14

Chilled Water Cost of Service Results

Customer Class	Cost of Service	Projected Revenues	Gap to COS	November 2022 Rate Design	November 2023 Rate Design
Commercial	7,385,876	5,692,747	29.7%	4.0%	4.0%
Total	\$ 7,385,876	\$ 5,692,747	29.7%	4.0%	4.0%

Chilled Water: Customer Impacts

Customer Class	Current Monthly Bill	Proposed Monthly Bill 11/1/22	FY 22 \$ Δ	Proposed Monthly Bill 11/1/23	FY 23 \$ Δ
General Service					
Billing Demand (165)					
Ton-hr (27,500)	\$ 10,953.25	\$ 11,366.30	\$ 413.05	\$ 11,795.85	\$ 429.55

Residential Impact: Electric & Water

Customer Class	Current Monthly Bill	Proposed Monthly Bill 11/1/22		Proposed Monthly Bill 11/1/23	
			FY 22 \$ Δ		FY 23 \$ Δ
Residential Electric Service (750 kWh)	\$ 113.03	\$ 117.75	\$ 4.73	\$ 123.32	\$ 5.57
Residential Water Service (5 CCF)	\$ 32.86	\$ 36.21	\$ 3.35	\$ 39.92	\$ 3.71
Total Monthly Utility Bill	\$ 145.89	\$ 153.96	\$ 8.07	\$ 163.24	\$ 9.28



Rate Design Overview

Rate Structure: Electric Residential



Current Rate Structure (RES1)

- Standard Rate
- Traditional kWh-only Pricing




Standard Time of Use (RES1)

- Standard Rate
- For All Residential Customers Starting November 2023
- Off-Peak hours at lower price per kWh



Off-Peak Saves Time of Use (RESTOU)

- Optional
- Higher Pricing On-Peak, Lower Pricing Off-Peak
- Larger Opportunity for Savings Off-Peak



Electric Vehicle Time of Use Rate (RES22)

- Optional Second Meter
- For instances when EV charger cannot be approved without whole-home electrical upgrades



Senior Citizen Rate (RES21)

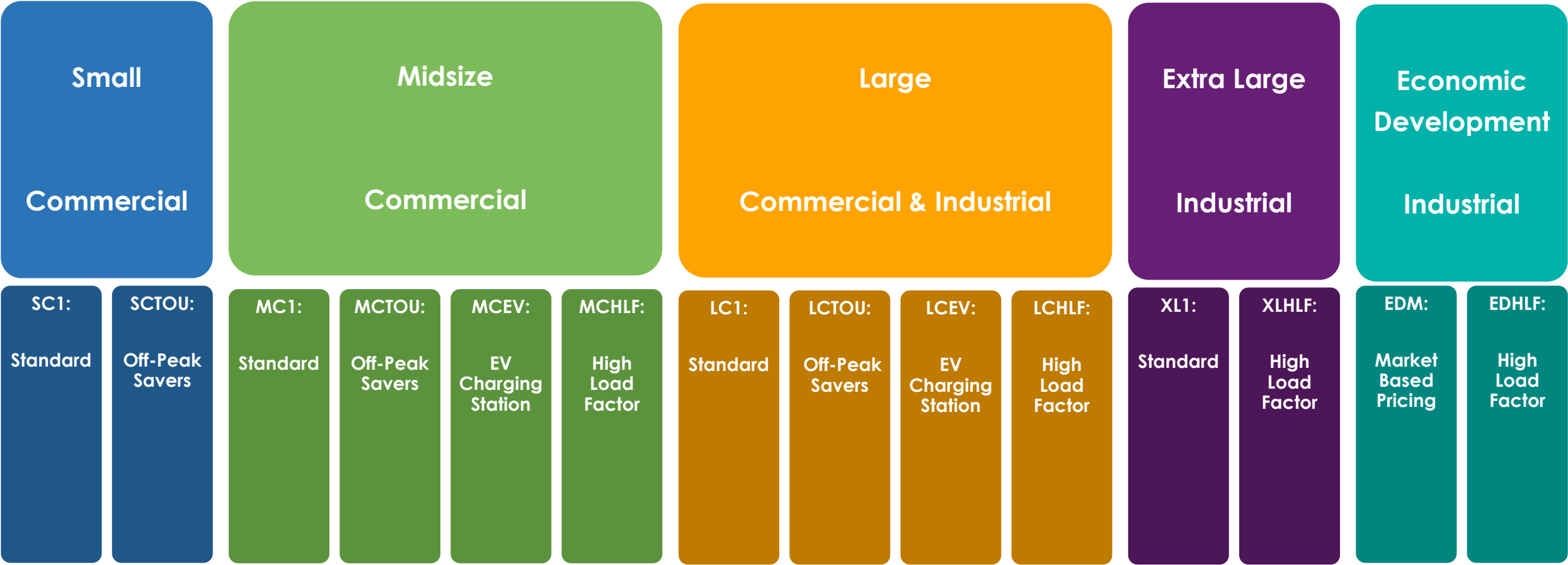
- Closed to New Customers
- PA 95 and other assistance programs are better suited to meet the needs of our customers

Transition to
Time of Use in Nov. 2023

Rate Structure: Electric Commercial & Industrial Classes



Rate Structure: Electric Commercial & Industrial Rates



Renewable Energy Rate Options

Net Metering

- Closed to New Customers
- Legacy Customers Remain for 10 Years
- Size Limited to Annual Electricity Consumption, or 20kW

NEW Distributed Generation Rate

- Customers Pay for Electricity Usage
- Customers Get Paid for Excess Production
- Size Limits Increased
- Program for Incentives in Stressed Distribution Areas

GreenWise

- Purchase up to 100% of Electricity from Renewable Sources





Electric Vehicle Rate Options

Home
Charging

Level 2
Community
Charging

Level 3 Fast
Charging

Water Rate Updates

Affordable Water Rate

- All residential customers will receive a discounted first 2 CCFs (1,500 gallons) per month
- Low use water customers will see a lower rate increase than average





**TOMMY
TAP WATER**



Closing

Timeline

Date	Event
 Aug. 5, 2022	City Clerk Filing of Proposed Tariffs <i>This must be published 45 days prior to public hearing</i>
 Sep. 2, 2022	Publication of Notice in LSJ <i>This must be published at least 14 days prior to public hearing</i>
Sep. 20, 2022 Today	Public Hearing <i>This must occur at least 30 days prior to rate implementation</i>
Sep. 27, 2022	Board Meeting
Nov. 1, 2022	Year 1 Changes Implemented
Nov. 1, 2023	Year 2 Changes Implemented

Customer Focused Support



Community Resource Fairs

- \$2,283,580 was brought in to pay down past due utility bills from coalition partners 60 days following the first two resource fairs.
- BWL hosted a fair earlier today, and another fair is tomorrow (9/21) from 4-8 pm at the Alfreda Schmidt Community Center.

Flexible Payment Plans

New Rate Designs

- Time-of-Use rates put customers in control of their bill
- Discounted first 2 CCF of water helps keep the cost down for low use water customers

Increased Methods of Payment

- Payment Kiosks and Boxes
- Auto Pay
- Pay-by-Phone
- Pay Online
- Pay-by-Mail



Thank You

Key Terms

- CCF: 100 Cubic Feet
- COSS: Cost of Service Study
- EV: Electric Vehicle
- FY: Fiscal Year
- kW: Kilowatt (demand)
- kWh: Kilowatt Hour (energy)
- LBs: Steam Commodity
- MED: Major Event Day
- O&M: Operations & Maintenance
- SAIDI: System Average Interruption Duration Index
- Ton-hr: Chilled Water Commodity
- TOU: Time of Use



Hometown People. Hometown Power.

A Guide to Understanding Your Rates

SEPTEMBER 2022



Understanding Your Electric Bill

Understanding how your electric bill is calculated is more than knowing the rates you pay. You also need to understand how much energy you're using to calculate your total cost.

Watt (W)

Definition

A watt (W) is the electrical measurement of power - the measure of the rate at which energy flows

Example

A 1500-watt appliance will consume electricity at a rate of **1500 W**

Kilowatt (kW)

Definition

A kilowatt is the measure of how much power an electric appliance consumes

$\text{kW} = 1 \text{ kilowatt}, 1 \text{ kW} = 1000 \text{ W}$

Example

To calculate the amount of kW a 1500W appliance uses divide by 1000W
 $1500 \text{ W} / 1000 = 1.5 \text{ kW}$

Kilowatt-Hour (kWh)

Definition

A kilowatt-hour measures the energy an appliance uses in kW per hour
 $\text{kWh} = 1 \text{ kilowatt hour}$

Example

To calculate the amount of kWh your 1500W appliance for 2 hours a day
 $1.5 \text{ kW} \times 2 \text{ hours} = 3 \text{ kWh per day}$

To calculate the kWh it uses a month
 $3 \text{ kWh} \times 30 \text{ days in a month} = 90 \text{ kWh per month}$

break out the calculator



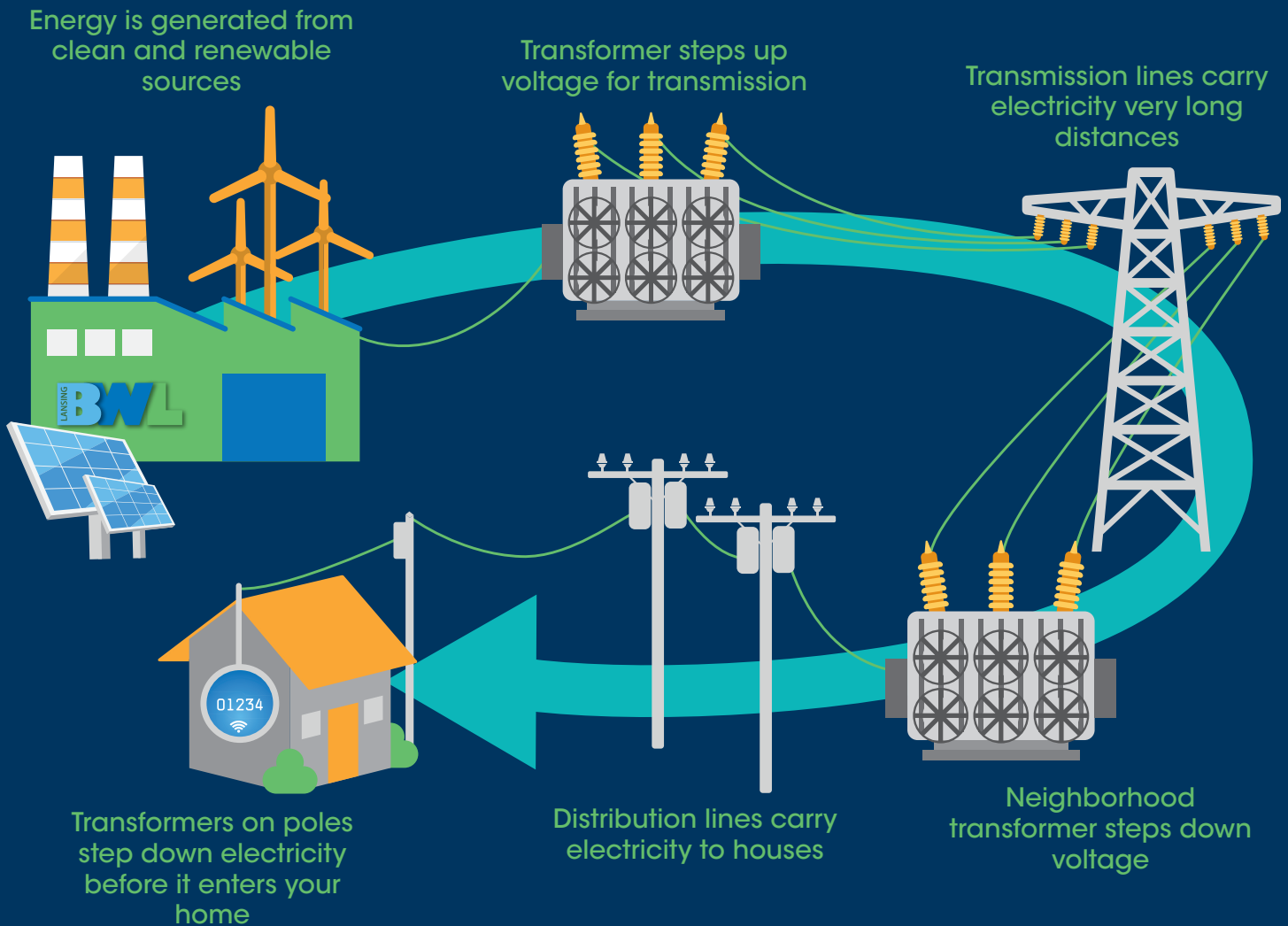
Need help estimating usage for your household electric items?

Go to lbwl.com/usage to learn more & use the online calculator.

Understanding Your Electric Bill

Basic Charges

Understanding how your electricity is delivered and measured also helps you understand how your bill is calculated.



The basic charge on your electric bill is your portion of line and equipment maintenance, which helps to ensure that consistent power is delivered to your house.

Your kWh is measured with a smart meter, typically located where the power line goes into your home. Smart meters use digital technology that enables us to read your meter remotely.



Understanding Your Residential Electric Rate: RES1

This rate is available to any BWL customer of a single-family or multifamily dwelling through one meter on the premises.

Now you understand how to calculate the amount of kWh your home uses each month and the basic service charge. Next we learn about the commodity charge, which is the amount you are charged per kWh used. This amount varies based on the time of year and the quantity of kWh used.



Summer Rates June 1 - September 30

\$0.1295 per kWh
for the first 500 kWh

\$0.1350 per kWh
for over 500 kWh



Winter Rates October 1 - May 31

\$0.1295 per kWh
for the first 500 kWh

\$0.1330 per kWh
for over 500 kWh

You've learned how to calculate the kWh used per month. Now we can estimate your monthly energy cost by using the rate chart above.

For this example we will use 550 kWh used per month.

Example Summer Rate

To calculate your 550 kWh household used per month.

$$500 \text{ kWh} \times \$0.1295 = \$64.75$$
$$50 \text{ kWh} \times \$0.1350 = \$6.75$$

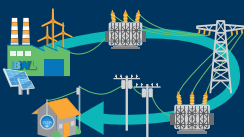
$$550 \text{ kWh per month} =$$
$$\$71.50 \text{ Commodity Charge}$$

Example Winter Rate

To calculate your 550 kWh household used per month.

$$500 \text{ kWh} \times \$0.1295 = \$64.75$$
$$50 \text{ kWh} \times \$0.1330 = \$6.65$$

$$550 \text{ kWh per month} =$$
$$\$71.40 \text{ Commodity Charge}$$



Don't forget to add the Basic Service Charge of \$19.75 per month.



Off-Peak Savers Residential Electric Service: RESTOU

This rate is available to any BWL customer of a single-family or multifamily dwelling through one meter on the premises.

This rate is available starting on November 1, 2022.



Summer Rates June 1 - September 30

Off-Peak Hours
All Other Hours
\$0.0899 per kWh

On-Peak Hours
1pm to 8pm
\$0.2712 per kWh



Winter Rates October 1 - May 31

Off-Peak Hours
All Other Hours
\$0.0921 per kWh

On-Peak Hours
1pm to 8pm
\$0.1532 per kWh

You've learned how to calculate the kWh used per month. Now we can estimate your monthly energy cost by using the rate chart above.

For this example we will use 550 kWh used per month, 350 kWh during off peak hours and 200 during on peak hours.

Example Summer Rate

To calculate your 550 kWh household used per month.

$$350 \text{ kWh} \times \$0.0899 = \$31.47$$
$$200 \text{ kWh} \times \$0.2712 = \$54.24$$

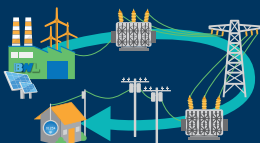
550 kWh per month =
\$85.71 Commodity Charge

Example Winter Rate

To calculate your 550 kWh household used per month.

$$350 \text{ kWh} \times \$0.0921 = \$32.24$$
$$200 \text{ kWh} \times \$0.1532 = \$30.64$$

550 kWh per month =
\$62.88 Commodity Charge



Don't forget to add the Basic Service Charge of
\$22.00 per month



Standard Small Commercial Electric Service: SC1

This rate is available to any BWL customer desiring secondary voltage service, for any purpose, when supplied at one premises through one meter. The service is alternating current, 60 hertz, single phase. The secondary voltage is determined by the BWL.



Summer Rates
June 1 -
September 30

\$0.1478 per kWh



Winter
October 1 -
May 31

\$0.1439 per kWh

You've learned how to calculate the kWh used per month. Now we can estimate your monthly energy cost by using the rate chart above.

For this example we will use 2000 kWh per month.

Example Summer Rate

To calculate your 2000 kWh used per month.

$$2000 \text{ kWh} \times \$0.1478 = \$295.60$$

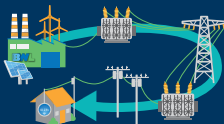
$$2000 \text{ kWh per month} = \\ \$295.60 \text{ Commodity Charge}$$

Example Winter Rate

To calculate your 2000 kWh used per month.

$$2000 \text{ kWh} \times \$0.1439 = \$287.80$$

$$2000 \text{ kWh per month} = \\ \$287.80 \text{ Commodity Charge}$$



Don't forget to add the Basic Service Charge of \$36.00 per month



Off Peak Savers Standard Small Commercial Electric Service: SCTOU

This rate is available to any BWL customer desiring secondary voltage service, for any purpose, when supplied at one premises through one meter. The service is alternating current, 60 hertz, single phase. The secondary voltage is determined by the BWL.

This rate is available starting on November 1, 2022.



Summer Rates June 1 - September 30

Off-Peak Hours
All Other Hours
\$0.1220 per kWh

On-Peak Hours
10am-6pm
\$0.2808 per kWh



Winter Rates October 1 - May 31

Off-Peak Hours
All Other Hours
\$0.1242 per kWh

On-Peak Hours
10am-6pm
\$0.1733 per kWh

You've learned how to calculate the kWh used per month. Now we can estimate your monthly energy cost by using the rate chart above.

For this example we will use 2000 kWh used per month, 1500 kWh during off peak hours and 500 during on peak hours.

Example Summer Rate

To calculate your 2000 kWh used per month.

1500 kWh x \$0.1220 = \$183.00
500 kWh x \$0.2808 = \$140.40

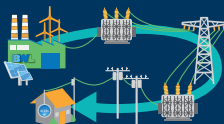
2000 kWh per month =
\$323.40 Commodity Charge

Example Winter Rate

To calculate your 2000 kWh used per month.

1500 kWh x \$0.1242 = \$186.30
500 kWh x \$0.1733 = \$86.65

2000 kWh per month =
\$272.95 Commodity Charge



Don't forget to add the Basic Service Charge of
\$36.00 per month

Understanding Your Water Bill & Basic Charges

Understanding how your water bill is calculated is more than knowing the rates you pay. First you need to understand how water is measured and delivered to your dwelling. Water meters measure the quantity and volume of water that passes through a pipe or outlet. BWL uses meters with new ultrasonic measurement technology that are very accurate.

Centum Cubic Feet (CCF)

Definition

Centum Cubic Feet (CCF) is the measured consumption through a water meter.

1 CCF (100 cubic feet of water) = 748 gallons

Example

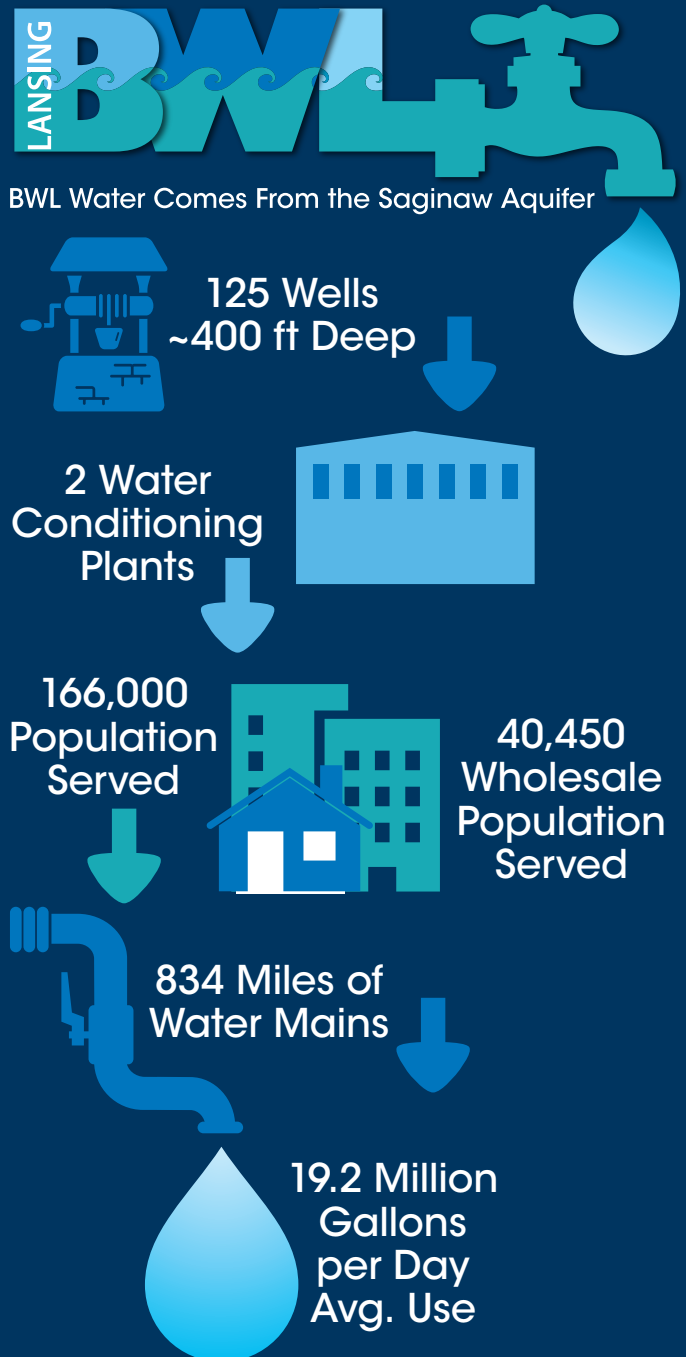
A home using 1500 gallons of water a month would use 2 CCF

1500 gallons/748 gallons = 2 CCF

Water rates are made up of two components.

The Commodity Charge based on the rate and amount of CCF used (see above).

A monthly Basic Service Charge is based on meter size which helps to cover the water infrastructure (see right) and provide safe, reliable water 24/7/365.





Understanding Your Residential Water Rate: W01

This rate is available to any BWL customer of a single-family dwelling or multifamily home of four units or less served by one premises.

The basic service charge is based on your meter size. You can find your meter size on the water meter.

Basic Service Charge (based on meter size)

Meter Size	Monthly Charge
5/8" or 3/4"	\$16.36
1"	\$38.72
1 1/4" or 1 1/2"	\$86.35
2"	\$151.81

Commodity Charge (based on ccf usage)

\$3.40 per CCF
for the first 2 CCF

\$4.35 per CCF
for over 2 CCF

To help estimate how many CCFs your home uses per month, go to lbwl.com/usage for our Water Use Calculator.

Also visit us at lbwl.com/water for more information on our water quality.



Understanding Your Commercial Water Rate: W02

This rate is available to any BWL customer desiring water for any purpose when supplied at one Premises through one meter.

The basic service charge is based on your meter size. You can find your meter size on the water meter.

Basic Service Charge (based on meter size)

Meter Size	Monthly Charge
5/8" or 3/4"	\$16.36
1"	\$38.72
1 1/4" or 1 1/2"	\$86.35
2"	\$151.81
3"	\$342.33
4"	\$610.26
6"	\$1,372.22
8"	\$2,438.06
10"	\$3,810.41

Commodity Charge (based on ccf usage)

\$3.93 per CCF

To help estimate how many CCFs your home uses per month, go to lbwl.com/usage for our Water Use Calculator.

Also visit us at lbwl.com/water for more information on our water quality.