



Lansing Board of Water & Light

# 2025 Annual Water Quality Report

Issued: April 1, 2026





e're pleased to present the 28<sup>th</sup> annual report summarizing your drinking water's quality provided by the Lansing Board of Water & Light (BWL) for the 2025 calendar year. This Consumer Confidence Report is required by the Federal and State Safe Drinking Water Acts (SDWA). The report outlines the source of your tap water, test results we regularly conduct to ensure high quality, and additional information you may find helpful about your drinking water.

As a publicly owned utility, the BWL encourages public interest and participation in decisions affecting the community's drinking water. The BWL's Board of Commissioners hold open meetings on the fourth Tuesday of every other month at our REO Town Depot Facility, located at 1201 S. Washington Ave., Lansing. Meeting dates and times are published in advance and can be found on the BWL's website or by calling 517-702-6006.

## Table of Contents

Water Source . . . . .	4
Protecting Your Water Supply . . . . .	4
Data Tables and Information . . . . .	5
Unregulated Contaminants . . . . .	7
Contaminants of Emerging Concern . . . . .	7
Typical Analysis of Conditioned Water. . . . .	8
Cross Connection & Backflow. . . . .	9
Lead Information . . . . .	10
EPA Health Information . . . . .	12
Contact Information . . . . .	12

Dear Customers,

For 25 years, it's been my honor and privilege to serve you as a BWL employee, including the past 12 years as the Water Quality Administrator. Providing safe, reliable and high-quality drinking water has never been just a job to me—it's been my passion and my purpose.

I have always believed that clean, trustworthy tap water is essential to healthy communities. That belief has guided my work and the decisions I've made throughout my career in service to you. I am proud of the accomplishments we've seen this year, with many projects continuing to invest in the strength and integrity of our system. We advanced our water main replacement efforts, increasing the pace of replacement toward our long-term goal, and completed construction of our new water tower in Lansing Township. We're excited to bring the water tower into service, to enhance system reliability and redundancy. We also completed our Drinking Water School Flushing Program in partnership with Lansing Schools, supporting safe drinking water for students.

As I prepare to retire at the end of this year, I do so with gratitude and pride, with full confidence that our dedicated team will continue to uphold the highest standards of water quality and customer care.

Thank you for your trust and the opportunity to serve you—it has been the greatest privilege of my career.

If you have any questions or need further information regarding BWL's water, please email [water@lbwl.com](mailto:water@lbwl.com).

With sincere appreciation,

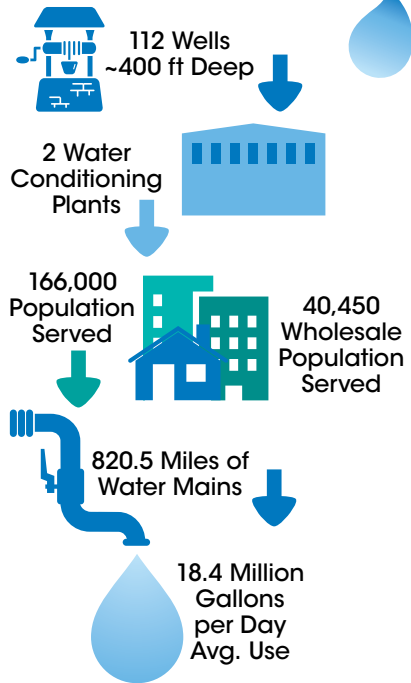
Angie Goodman

# About Us

The BWL was established in 1885 by a vote of the people of Lansing to fund a publicly owned utility to meet their need for adequate fire protection, proper sanitation and improved street lighting for the city. The Lansing community and the BWL service territory are fortunate to be located over the center of the Saginaw Aquifer, which has been called one of the finest natural sources of groundwater ever discovered.



BWL Water Comes From the Saginaw Aquifer



**The Bottom Line** Lansing Board of Water & Light continues to meet or exceed all water quality standards established by the U.S. Environmental Protection Agency (EPA) and the Michigan Department of Environment, Great Lakes, and Energy (EGLE).

# Recognitions



## 2025 Professional Excellence Award

The BWL Community Water Advisory Council was selected as the recipient of the 2025 Professional

Excellence Award for our "continued innovative ways of providing education to the public about reducing exposure to lead in drinking water and the Drinking Water Flushing Program for children, among other initiatives."



## Richard Husby Public Awareness Award

BWL's Angie Goodman received the Richard Husby Public Awareness Award in recognition for her work in drinking water education and development of the elementary school flushing program.



## 2025 Professional Excellence Award

BWL's Kelly Gleason is the recipient of the 2025 Professional Excellence Award – Individual, for her passionate work and overall contributions to the water industry in Lansing, as well as the AWWA Section.



## Raymond J. Faust Award

BWL's Gary Wozniak and Angie Goodman both received the high honor of the Raymond J. Faust Award for their outstanding personal service in the water supply field.



## 2025 Tank of the Year Finalist

BWL was recognized by Tnemec as one of its finalists for its design for Tank of the Year. This program highlights water storage tanks coated with Tnemec products across the United States and Canada.

## Water Source

BWL drinking water comes from 112 groundwater wells approximately 400 feet deep. The source of this plentiful supply is underground, the Saginaw Aquifer, which underlies much of the mid-Michigan region. Water from BWL wells is transported through large transmission mains to one of two water conditioning plants.

The plants soften the water by removing about 80% of the hardness. The softened water is then disinfected, fluoridated, treated with corrosion control, filtered and stored in reservoirs for distribution to customers. Lansing is one of the largest communities in the country to rely exclusively on groundwater to meet its drinking water requirements.

## Protecting Your Water Supply

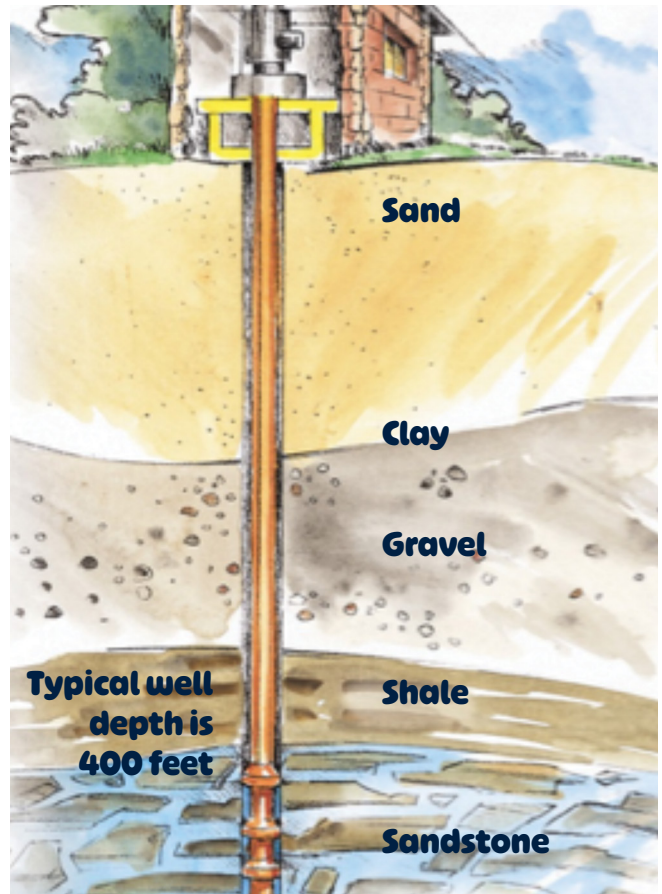


The BWL actively supports regional wellhead protection activities and has an award-winning Wellhead Protection Program. The United States Geological Survey

has developed a regional aquifer computer model of the mid-Michigan area that provides important information about groundwater supplies. Major support for the project was provided through a state-administered wellhead protection grant to the BWL.

Lansing's drinking water source is largely protected from contamination or direct contact with surface waters by layers of clay and shale. There are areas at the surface, however, that directly contribute to the aquifer without the protection of clay and shale layers.

In 2003, EGLE completed a Source Water Assessment for the BWL's water supply. This report found that our water supply has high susceptibility to contaminants. The BWL continuously monitors the water for a variety of chemicals to ensure safe drinking water. If you'd like more information on this local Source Water Assessment, contact BWL's Water Quality Administrator at [517-702-7059](tel:517-702-7059).



## Help Us Protect this Essential Resource

- **Waste Disposal**  
Dispose of gasoline, oils, pesticides, paints and antifreeze properly. Spilling these on the ground or down drains can contaminate our drinking water supply.
- **Never Flush**  
Don't flush items with toxins—they clog pipes, harm bacteria and damage wastewater plants. For more info, visit [epa.gov/septic](http://epa.gov/septic).
- **Medications**  
Never flush prescription or over-the-counter drugs. They can't be fully removed in wastewater treatment and end up in our water supply. Find disposal locations at [Michigan.gov/egledrugdisposal](http://Michigan.gov/egledrugdisposal).
- **Conserve**  
Saving water helps reduce energy costs and keeps more water in our lakes, rivers and groundwater.

# How to Read the Water Quality Data Tables

BWL conducts frequent tests of our water and the following tables list those parameters and associated results of this testing. Drinking water may reasonably be expected to contain at least small amounts of some parameters and this does not necessarily indicate a health risk. These tables contain the name, the highest level allowed if regulated, the ideal goals for public health if established, the amount detected and the usual sources of such parameters. The tables don't list the hundreds of parameters for which the BWL tested but didn't detect a presence.

Unless otherwise noted, the data presented in this table is from testing done from January 1 – December 31, 2025. The BWL may reduce the monitoring frequency of certain parameters less than once per year because the concentrations are not expected to vary significantly from year to year. **While all the data are representative of the BWL's water quality, some results are more than one year old.**

## Key to Tables

- AL**      **Action Level:** The concentration of a contaminant which, if exceeded, triggers treatment or other requirements that a water system must follow.  
  
**Contaminant:** Any physical, chemical, biological, or radiological substance or matter in water.
- L1**      **Level 1 Assessment:** A study of the water supply to identify potential problems and determine (if possible) why total coliform bacteria have been found in our water system.
- L2**      **Level 2 Assessment:** A very detailed study of the water system to identify potential problems and determine (if possible) why an E. coli MCL violation has occurred and/or why total coliform bacteria have been found in our water system on multiple occasions.
- MCL**     **Maximum Contaminant Level:** The highest level of a contaminant that is allowed in drinking water. MCLs are set as close to the MCLGs as feasible using the best available treatment technology.
- MCLG**   **Maximum Contaminant Level Goal:** The level of a contaminant in drinking water below which there is no known or expected risk to health. MCLGs allow for a margin of safety.
- MRDL**   **Maximum Residual Disinfectant Level:** The highest level of a disinfectant allowed in drinking water. There is convincing evidence that the addition of a disinfectant is necessary for control of microbial contaminants.
- MRDLG** **Maximum Residual Disinfectant Level Goal:** The level of a disinfectant in drinking water below which there is no known or expected risk to health. MRDLGs do not reflect the benefits of the use of disinfectants to control microbial contaminants.
- N/A**     **Not Applicable**
- ND**      **Not detectable at testing limit**
- pCi/L**   **Picocuries per liter** (a measure of radioactivity)
- PPB**     **Parts Per Billion**, or micrograms per liter (ug/l) (equivalent to one penny in \$10,000,000).
- PPM**     **Parts Per Million**, or milligrams per liter (mg/l) (equivalent to one penny in \$10,000).
- PPT**     **PPT Parts per Trillion**, or nanogram per liter (ng/L) (equivalent to one penny in ten billion dollars).

# 2025 Regulated Detected Contaminants Tables

## Substances Measured in the Distribution System

### Total Coliform Bacteria

Total coliforms are a group of bacteria, mostly harmless to humans, that serve as indicators of potential pathogens like E. coli in drinking water. The EPA uses total coliforms to assess water treatment and distribution system integrity.

Microbial Contaminants	Number Detected	L1 Assessment Triggered?	L2 Assessment Triggered?	Major Sources	Violation?
Total Coliform Bacteria	2	No	No	Naturally present in the environment	No
E. coli	0	No	No	Human or animal fecal waste	No

### Disinfectants and Disinfection Byproducts

There is convincing evidence that the addition of a disinfectant is necessary for control of microbial contaminants. Chloramine is preferred over other disinfectants because it reduces chlorination byproducts, lasts longer in the system and has little to no odor or taste.

Regulated Contaminant	Unit	MCL	MCLG	Highest Running Annual Average *	Range		Major Sources	Violation?
					Low	High		
Haloacetic Acids (HAA5)	PPB	60	N/A	3.0	1.5	2.7	Byproduct of drinking water disinfection	No
Total Trihalomethanes (TTHMs)	PPB	80	N/A	3.9	2.5	3.9	Byproduct of drinking water disinfection	No
Chloramines	PPM	MRDL	MRDLG	2.0	0.50	2.8	Water additive to control microbes	No
		4	4					

\*Includes data from the prior year.

### 2023 Lead & Copper - Monitoring at Customer's Tap

Contaminant Subject to AL	Unit	AL	MCLG	9 out of 10 Homes Were Below a Level of:	# of Samples Above the Action Level:	Range		Major Sources	Violation?
						Low	High		
Copper	PPM	*1.3 at 90 <sup>th</sup> Percentile	1.3	0.0	0	0.0	0.0	Corrosion of household plumbing systems; erosion of natural deposits	No
Lead	PPB	** 15 at 90 <sup>th</sup> Percentile	0	0	0	0	3	Lead service lines, corrosion of household plumbing including fittings & fixtures; erosion of natural deposits	No

\*9 out of 10 homes tested must show a concentration equal to or lower than 1.3 parts per million.

\*\*9 out of 10 homes tested must show a concentration equal to or lower than 15 parts per billion.

**BWL'S NEXT COMPLIANCE ROUND OF LEAD AND COPPER SAMPLING IS JUNE 1 THROUGH SEPTEMBER 30, 2026.**

### Groundwater Management Board

The Lansing Board of Water & Light is a proud member of the Groundwater Management Board. Learn more about our region's water and the collective work we do to protect its quantity and quality at [mitcrpc.org/migroundwater](http://mitcrpc.org/migroundwater).



Groundwater Management Board

## Substances Measured at the Water Conditioning Plant

Regulated Contaminant	Unit	MCL	MCLG	Highest Detected Level	Range		Date Tested	Major Sources	Violation?
					Low	High			

### Inorganic Compounds

Fluoride	PPM	4	4	0.72	0.64	0.72	07/01/24	Erosion of natural deposits; water additive which promotes strong teeth; discharge from fertilizer and aluminum factories	No
Barium	PPM	2	2	0.030	0.025	0.030	07/27/24	Discharge of drilling wastes; discharge from metal refineries; erosion of natural deposits	No

### Radioactive Contaminants

Gross Alpha	pCi/L	15	0	2.37	0.230	2.37	07/11/23	Erosion of natural deposits	No
Radium 226 and 228	pCi/L	5	0	1.35±0.93 Wise WCP*	N/A	N/A	07/15/25	Erosion of natural deposits	No

\*Dye Water Conditioning Plant (WCP) was analyzed 07/2022 and no radium 226 & 228 were detected.

## Special Monitoring - Not Regulated

Special Monitoring Not Regulated	Unit	MCL	Highest Detected Level	Range		Date Tested	Major Sources	Violation?
				Low	High			
Sodium	PPM	Not Established	110	84	110	07/11/23	Natural constituent of groundwater	N/A

## Unregulated Contaminants that were Detected

Unregulated contaminants are those the EPA has not established drinking water standards. Monitoring helps the EPA determine where certain contaminants occur and whether regulation of those contaminants is needed. As our customers, you may request the results of our tests by contacting the BWL's Water Quality Administrator at [517-702-7059](tel:517-702-7059) or [water@lbwl.com](mailto:water@lbwl.com).

Unregulated Contaminants	Unit	Average Detected Level	Range		Date Tested	Major Source
			Low	High		
Manganese	PPB	0.54	0.44	0.67	March & Aug 2020	Natural constituent of groundwater
HAA5	PPB	2.25	1.74	3.13	March & Aug 2020	Byproduct of disinfection
HAABr	PPB	0.31	0	0.46	March & Aug 2020	Byproduct of disinfection
HAA9	PPB	2.56	2.20	3.46	March & Aug 2020	Byproduct of disinfection
Lithium	PPB	12.56	6.16	19.6	Feb & Aug 2024	Natural constituent of groundwater

## Contaminants of Emerging Concern

BWL monitors Perfluorinated Compounds (PFAS), including PFOS and PFOA, at the entry point to the distribution system annually, there have been no detections down to 2 ppt.

In 2015, BWL also tested for 1,4-Dioxane at the Dye Water Conditioning Plant, detecting trace levels (less than 0.20 ppb). Although 1,4-Dioxane remains unregulated, the EPA's Health Advisory Level (HAL) is 0.35 ppb, which is not expected to cause health effects over a lifetime of exposure. BWL continues to monitor 1,4-Dioxane quarterly at the Dye Plant and annually at the Wise Plant, with results remaining well below the HAL.

For more information on Contaminants of Emerging Concern, visit [lbwl.com/emerging-contaminants](http://lbwl.com/emerging-contaminants).

## Fluoride

The raw water coming into the BWL's two water conditioning plants has a naturally occurring level of fluoride of approximately 0.35 ppm. The BWL adds fluoride to the water to bring it to the optimal level of approximately 0.7 ppm as recommended by the Centers for Disease Control and Prevention (CDC) and the U.S. Public Health Service and approved by the EPA.

Because of fluoride's contribution to the large decline in cavities in the United States since the 1960s, CDC named community water fluoridation "one of ten great public health achievements of the 20th century."

Further information about fluoride in drinking water, including specific information about infants, can be obtained from the CDC website at [cdc.gov/fluoridation](https://www.cdc.gov/fluoridation).



## Typical Analysis of Conditioned Water

BWL performs over 240,000 operational water tests per year at the Water Conditioning Plants and over 16,000 water quality tests for compliance at the BWL certified drinking water laboratory. This table represents the results of typical concentrations and ranges of other parameters present in your water supply. These results are within acceptable ranges. The results can vary depending on the wells that are in use, the time of the year and the different areas of the water distribution system. For a PDF version of this list, please visit [lbwl.com/drinkingwater](https://lbwl.com/drinkingwater).

Parameter	Units	Your Water Results	
		Typical Concentration	Range
Calcium (as CaCO <sub>3</sub> )	PPM	59	48-72
Magnesium (as CaCO <sub>3</sub> )	PPM	42	33-53
Hardness* (as CaCO <sub>3</sub> )	PPM	98	89-120
Carbonate (as CaCO <sub>3</sub> )	PPM	19	10-31
Bicarbonate (as CaCO <sub>3</sub> )	PPM	16	6-34
Total Alkalinity (as CaCO <sub>3</sub> )	PPM	35	27-49
Iron at WCP	PPM	0	0
Iron in Distribution*	PPM	0.1	0.1-0.28
Sulfate*	PPM	104	86-135
Chloride*	PPM	83	68-118
Phosphate, Ortho (as P)	PPM	0.35	0.20-0.50
pH	pH units	9.4	9.1-9.8
TDS	PPM	332	278-410
Conductivity*	uS/cm	595	510-770

\*These parameters will typically be at the high end of the range during high demand periods in the summer months of June, July and August.

# Protecting Your Water - Cross Connections & Backflow

Your drinking water is treated to meet safety standards before it reaches your tap. Certain plumbing situations—called **cross connections**—can allow contaminated water to flow backward into clean water pipes if they are not protected.

## What Is a Cross Connection?

A **cross connection** is a connection between drinking water pipes and a possible source of contamination. If water pressure drops, polluted water can be pulled back into the drinking water system. This is called **backflow**.

## Why It Matters

Backflow can introduce harmful substances into drinking water, such as:

- Bacteria and viruses
- Fertilizers and pesticides
- Cleaning chemicals
- Dirty or stagnant water

These contaminants can cause illness and health risks.

## Common Cross Connection Risks

Cross connections can occur at homes and businesses, including:

- Garden hoses left in pools, buckets or sprayers
- Lawn irrigation and sprinkler systems
- Dishwashers, coffee machines and boilers
- Fire sprinkler systems
- Rainwater or greywater systems

## How Backflow Happens

Backflow can occur when water pressure drops due to:

- Water main breaks
- Firefighting activities
- High water use or system repairs

When pressure drops, contaminated water can be drawn into clean pipes.

## How Backflow Is Prevented

Backflow prevention keeps water flowing one way. Protection may include:

- Hose vacuum breakers
- Check valves or RP devices
- Air gaps

Some devices require routine testing by trained professionals.

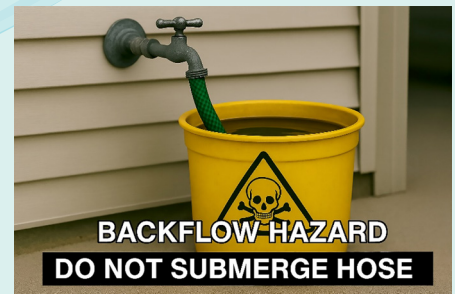
## What You Can Do

Help protect drinking water by:

- Never submerging hoses in pools or containers
- Installing proper protection on irrigation systems
- Using licensed plumbers
- Maintaining required backflow devices

## Our Commitment

Safe plumbing practices and customer awareness help keep drinking water clean for everyone. Call or email our Cross Connection Administrator for assistance at [517-702-6773](tel:517-702-6773) or [crossconnection@lbwl.com](mailto:crossconnection@lbwl.com).





## **BWL "Got the Lead Out"**

- In 2016, the last known active lead service line was removed from homes and businesses.
- We use a corrosion control additive to reduce potential exposure from plumbing materials in your home. To check success, we conduct testing every three years at homes in our service territory.
- While the BWL has taken measures to reduce exposure to lead, here are simple tips on how you can reduce your exposure as well.

## **You Can Get the Lead Out Too!**

- Flush your pipes before drinking. If your water hasn't been used for more than six hours, run the tap water until it feels cold.
- Only use cold tap water for drinking or cooking. Hot water is more likely to contain lead.
- Remove the aerators (screens) and clean them at least every six months.
- Older faucets, fittings and valves sold before 2014 may contain up to 8% lead, even if marked "lead-free."

**Visit [michigan.gov/mileadsafe](https://michigan.gov/mileadsafe) for more tips on how to reduce lead exposure.**



## Important Information About Lead From EPA

Lead can cause serious health effects in people of all ages, especially pregnant people, infants (both formula-fed and breastfed) and young children. Lead in drinking water is primarily from materials and parts used in service lines and in home plumbing. BWL is responsible for providing high quality drinking water and removing lead pipes but cannot control the variety of materials used in the plumbing in your home. Because lead levels may vary over time, lead exposure is possible even when your tap sampling results do not detect lead. You can help protect yourself and your family by identifying and removing lead materials within your home plumbing and taking steps to reduce your family's risk. Using a filter, certified by an American National Standards Institute accredited certifier to reduce lead, is effective in reducing lead exposures. Follow the instructions provided with the filter to ensure the filter is used properly. Use only cold water for drinking, cooking and making baby formula.



Boiling water does not remove lead from water. Before using tap water for drinking, cooking or making baby formula, flush your pipes for several minutes. You can do this by running your tap, taking a shower, doing laundry or a load of dishes. If you have a lead service line or galvanized requiring replacement service line, you may need to flush your pipes for at least five minutes to flush water from both your home plumbing and the lead service line. If you're concerned about lead in your water and wish to have your water tested, contact BWL at [water@lbwl.com](mailto:water@lbwl.com) for available resources. Information on lead in drinking water, testing methods and steps you can take to minimize exposure is available at [epa.gov/safewater/lead](http://epa.gov/safewater/lead).

### Identify Other Lead Sources In Your Home

**Lead in homes can also come from sources other than water. If you live in a home built before 1978, you may want to have your paint tested for lead. Consider contacting your doctor to have your children tested if you are concerned about lead exposure.**

**For more information, visit [epa.gov/safewater](http://epa.gov/safewater).**

**For more information about lead, please visit [lbwl.com/lead](http://lbwl.com/lead).**



## General Health Information Provided by the EPA

To ensure tap water is safe to drink, the U.S. EPA prescribes regulations that limit the amount of certain contaminants in water provided by public water systems. The United States Food and Drug Administration (FDA) regulations establish limits for contaminants in bottled water, which provide the same protection for public health.

Drinking water, including bottled water, may reasonably be expected to contain at least small amounts of some contaminants. The presence of contaminants does not necessarily indicate that water poses a health risk. More information about contaminants and potential health effects can be obtained by calling the EPA's Safe Drinking Water Hotline **800-426-4791** or visit [epa.gov/safewater](http://epa.gov/safewater).

The sources of drinking water (both tap water and bottled water) include rivers, lakes, streams, ponds, reservoirs, springs and wells. As water travels over the surface of the land or through the ground, it dissolves naturally occurring minerals and, in some cases, radioactive material and can pick up substances resulting from the presence of animals or human activity.

Contaminants that may be present in source water include:

- **Microbial contaminants**, such as viruses and bacteria, which may come from sewage treatment plants, septic systems, agricultural livestock operations and wildlife.
- **Inorganic contaminants**, such as salts and metals, which can be naturally occurring or result from urban stormwater runoff, industrial or domestic wastewater discharges, oil and gas production, mining or farming.
- **Pesticides and herbicides**, which may come from a variety of sources such as agriculture and residential uses.
- **Organic chemical contaminants**, including synthetic and volatile organic chemicals, which are byproducts of industrial processes and petroleum production, can also come from gas stations, urban stormwater runoff and septic systems.
- **Radioactive contaminants**, which can be naturally occurring or be the result of oil and gas production and mining activities.

Some people may be more vulnerable to contaminants in drinking water than the general population. Immunocompromised persons such as persons with cancer undergoing chemotherapy, persons who have undergone organ transplants, people with HIV/AIDS or other immune system disorders, and some elderly and infants can be particularly at risk of infections. These people should seek advice about drinking water from their healthcare providers. EPA/CDC guidelines on appropriate means to lessen the risk of infection by *Cryptosporidium* and other microbial contaminants are available from the Safe Drinking Water Hotline **800-426-4791**.

For more information about our water quality, please contact the BWL's Water Quality Administrator at **517-702-7059** or [water@lbwl.com](mailto:water@lbwl.com). Learn more about the BWL water system at [lbwl.com/water](http://lbwl.com/water). For more information about safe drinking water, visit [epa.gov/safewater](http://epa.gov/safewater).

**PO Box 13007**  
**Lansing, MI**  
**48901**  
**517-702-6006**  
**lbwl.com**



**TOMMY**  
**TAP WATER**  
**SAYS, 'FILL,**  
**AT THE TAP**  
**DRINK. REPEAT.'**

